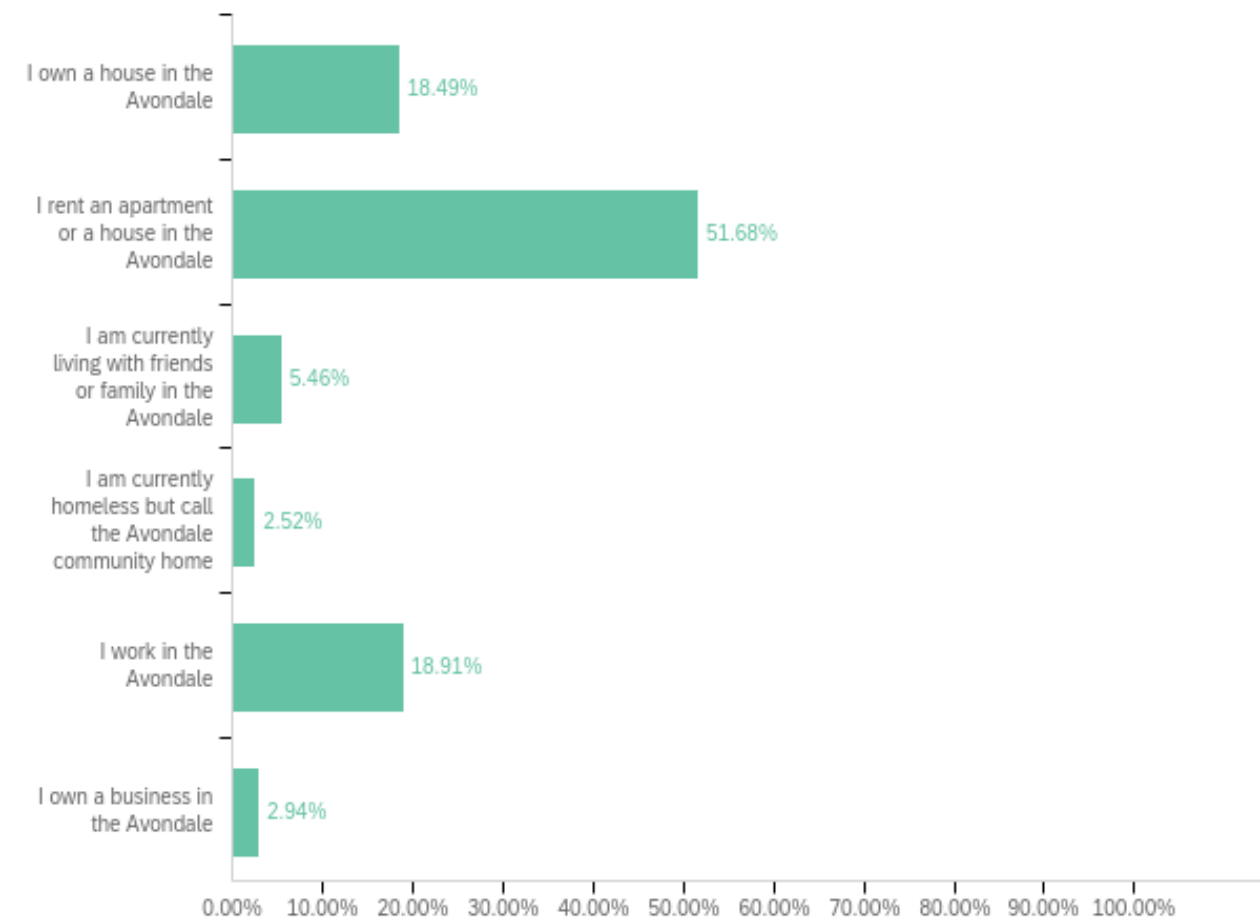


Avondale Comprehensive Report

2022 Social Capital Survey

December 2022

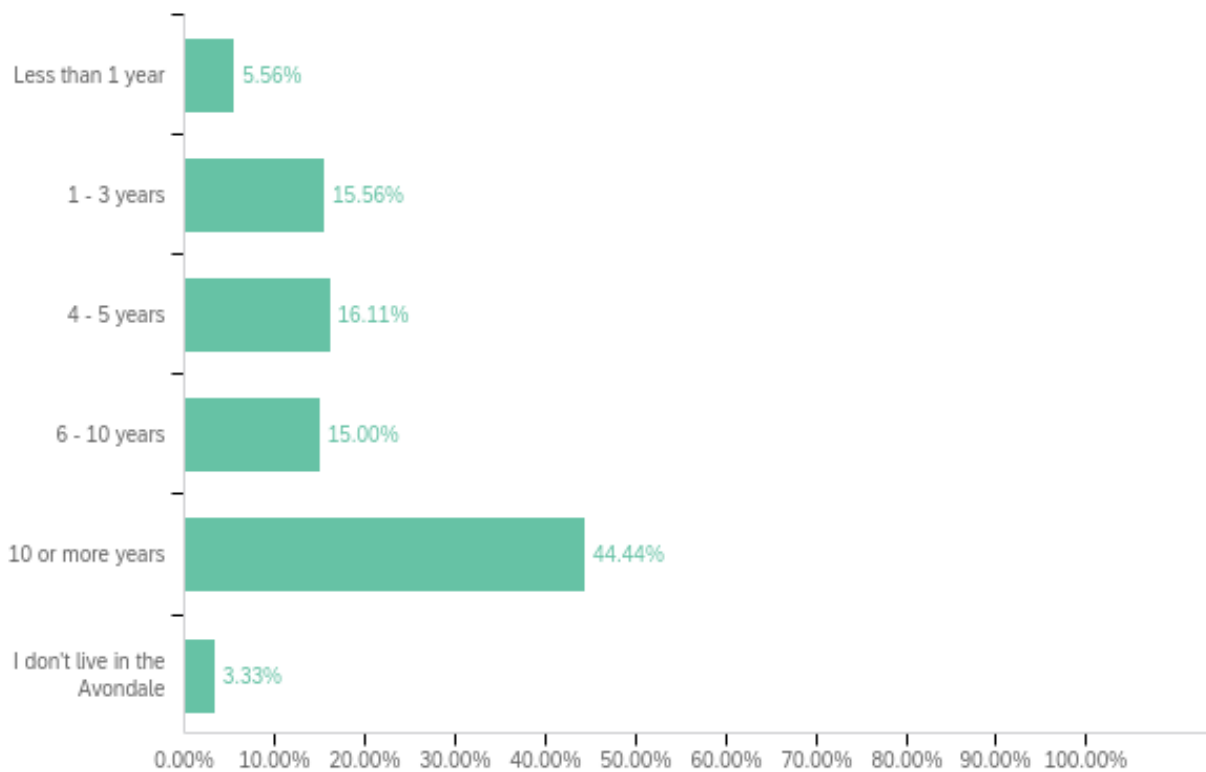
Which best describes you? (Check all that apply)



#	Answer	%	Count
1	I own a house in the Avondale	18.49%	44
2	I rent an apartment or a house in the Avondale	51.68%	123
3	I am currently living with friends or family in the Avondale	5.46%	13
4	I am currently homeless but call the Avondale community home	2.52%	6
5	I work in the Avondale	18.91%	45
6	I own a business in the Avondale	2.94%	7
	Total	100%	238

#	Question	White		Black or African-American		Multiple races		Some other race (please specify)		Total
1	I own a house in the Avondale	14.29%	5	74.29%	26	2.86%	1	0.00%	0	35
2	I rent an apartment or a house in the Avondale	6.72%	8	85.71%	102	0.84%	1	3.36%	4	119
3	I am currently living with friends or family in the Avondale	0.00%	0	81.82%	9	9.09%	1	0.00%	0	11
4	I am currently homeless but call the Avondale community home	0.00%	0	66.67%	4	16.67%	1	0.00%	0	6
5	I work in the Avondale	9.76%	4	78.05%	32	7.32%	3	2.44%	1	41
6	I own a business in the Avondale	0.00%	0	71.43%	5	14.29%	1	0.00%	0	7

How long have you lived in the Avondale?



#	Answer	%	Count
4	6 - 10 years	15.00%	27
3	4 - 5 years	16.11%	29
2	1 - 3 years	15.56%	28
5	10 or more years	44.44%	80
1	Less than 1 year	5.56%	10
6	I don't live in the Avondale	3.33%	6
	Total	100%	180

What is the best thing going on in your neighborhood?

people want the community to be better many organizations that can help people	youth sports
hospitals	nothing
DK	busy nice area
Having a convenient store across the street	nothing too much killing
the town center	Phone store
Health Clinics	friends
Park	fitness
They take us to Krogers every monday	family dollar and cell phone store
Nothing	Washington park
It is close to the hospitals	Dont know
Nothing	The hospitals are close
zoo	the people
parks where kids can go play, neighborhood events, stores	metro bus services
New housing	nothing
police	nothing
Not sure at this point	i dont knoq
None	all the shooting
nothing	Bingo
not sure	block party
Nothing	nothing really
metro transportation	the mobile market every wednesday
Plenty of free vegetables and food, food banks	the mobile market every wednesday
Everything changing too fast	nothing
Bus service	the people
Safety	parks
Festivals and more things to do	Nothing, its horrible. Disgusting strangers living next door, undafe, door always broken
Safe schools	nothing
Schools and revitalizing	Boys Girls Club and Rec Center
stopping violence	Nothing
The kids, the community	my people
Growth	Nothing
my neighbors	Local rehabilitation
Neighbors are like family us sticking together	Nothing
Trying to get a grocery store	The community alone
Meetings	not a lot of crime
Not, I dont have anything going on	Nothing. People getting killed on Blair St. PPI breaking into cars. Shooting like crazy.
Good People	Transportation
Its 5 min from my job	Parks
My job	old friends and family
new stores	nothing
The community spirit and involvement	Nothing
my neighborhood has carnivals, food drives, back to school events and more	stop the gun violence

New people coming home
the zoo
It's quiet; I live in North Avondale
Mt Calvary ECOGIC
My street group chat
N/A
the people
Nikita Anderson
Good neighbors
A fantastic employer
The resources
Building new properties
The new construction
N/A
Enterprise
Growth and Development
Avondale Town Center
Different businesses
Avondale Youth Council
Avondale Youth Council
It's like family
BFR
There's nothing happening
Nothing
Childrens Hospital Medical Center & The Cincinnati Zoo
Not sure, Im new to Cincinnati over the past 8 months
NA
They are trying to make our street better
Great neighbors, new businesses popping up
Community Council
Not much at all
Seniors
nothing
library
nothing
I filled out the survey previously. I was not able to comment. I do not live or work in Avondale. I chose to worship there. There are many churches in Avondale. Your survey does not seem to address this. Also I know Avondale is a "food dessert ". This needs to be addressed for residents to make healthy food choices.

Just moved here
New homes on my street
Walkable, diverse
The additions to the zoo
The money being invested
Development
HEATHY HARVEST MOBILE MARKET
Crime primarily shootings; nothing good going on out here
good neighbors
Centrally located
Fit out of town center
Development
Kids are playing outside
Job growth
Not a thing
Lively Hardworking neighbors
Neighborhood watch program
The Cincinnati Zoo and easy bus transportation to downtown and other neighborhoods.
Development
Continue development in housing and business. I love that the community is continuing to upgrade and working with the residents and the institutions.
Community Activities
NAACP and Urban League events
I live in North Avondale but rarely make the distinction; what I like best about Avondale proper is the convenience it offers and everything it could be.
TCB, Community Builders
Quality of Life Plan
Quality of Life Plan
The people
Up grading the streets, new apartments
Bar29
Continuity of mostly home ownership
Quiet and respectful neighbors
There are several "best things" happening, but the most notable is our commitment to keep the quality of life plan out front.
our youth programs with adc an ms.kaya an Bishop tait
New community contacts and collaborations
The people

What are the top 3 places you visit most often in Avondale (not including your home)?

Location 1:	Location 2:	Location 3:
cincinnati childrens	urban league	Carmel Church
family dollar	city trend	wireless plus one
dollar store	mcdonalds	
Family dollar	fish and hook	city trends
j and w store	family dollar	Avondale town center
j and w store	family dollars	Citi trends
J and W	Clinic	Post Offices
Park		
Dollar store	j.w.	53th machine
Corner Store	Family Dollar	Metro PCS store
family dollar store	beauty supply store	phone store
City trends	family dollar	j and w
center	parks	hospitals
friends home		
Childrens	family dollar	city trends
dollar store	oak clinic	
family dollar	city trend	library
Family dollar	Hook and fish	rallys
Citi Trend	Family dollar	phone store
Family dollar	buddys beauty outlet	walgreens
hospitals	dollar store	
metro	city gear	family dollar
family dollar		
Uc hospital	stores	
None		
None		
my church		
Grocery store	bank	
Fmaily dollar	city trends	
Rockdale school		
Rockdale academy	Southern baptist	super laundry
Library	town Center	Laundry
family dollars	rockdale school	corner store
Rockdale aca	Kroger	Walgreen
Family	Friends	Events in Past
post office		
Church	bank	zoo
Family dollar		
family dollar	citi trends	
Rockdale	burnet	
a to z	the hair store	cleveland park

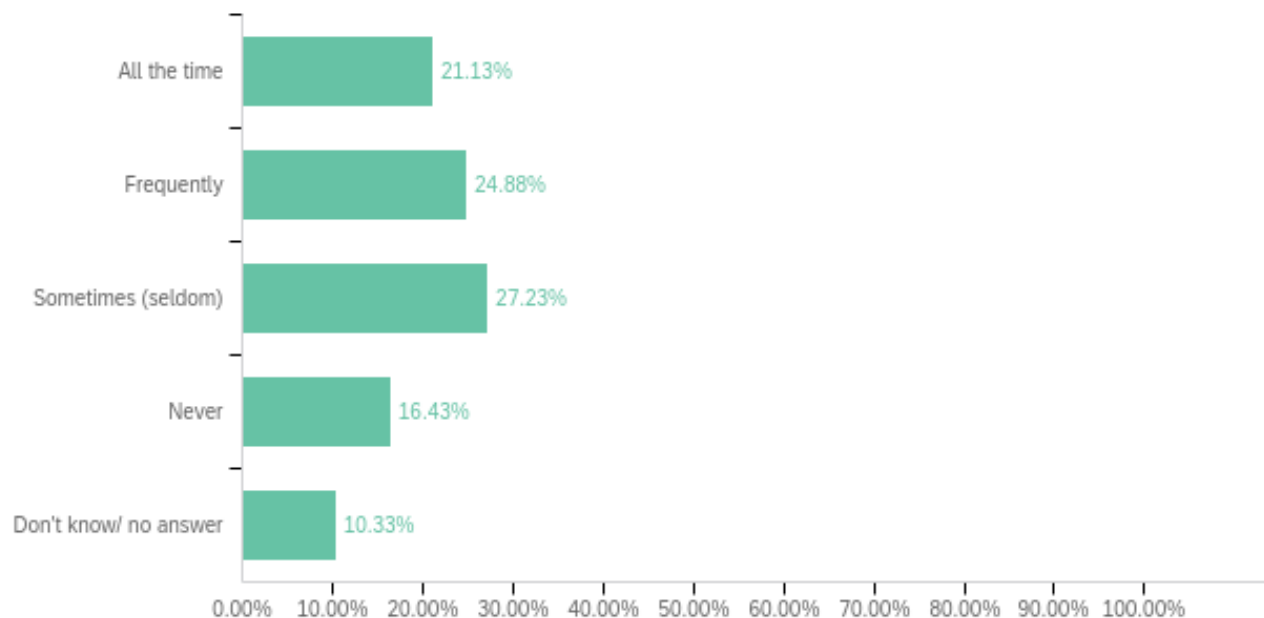
family dollar	super laundry	J and W corner store
post office		
citi trends	family dollar	city gear
urban league		
UC Hospital	Childrens	J and W
the stores		
Family Dollar	hooks	
Hooks	Family Dollar	Metro
A to z	family dollar	car wash
urban league	South Avondale	family Dollar
Bank	Family Dollar	
Job	Friends/family	
family	hooks	
CCHMC(work)	the zoo	
childrens hospital	chef nem	uc hospital
family dollar	laundry mat	boost mobile
laundry	town center	
Family dollar	hair store	
phone place	family dollar	chicken place
family dollar	city gear	laundry mat
family dollar	hooks	a to z
the store	the park	the library
stores		
urban league	New begingings church	
family dollar	citi trend	hook fish and chicken
family dollar		
	Town center	
Family Dollar	Buddys	
childrens	the green park	a to z
family dollar	oak street clinic	
library	avondale business center	family dollar
metro pcs	family dollar	
store	walmart	groger
family dollar	store on upper reading road	
family store dollar	boost mobile	
groger	all stores	dollar tree
church	corryville groger	bank
Family dollar	library	
park on blair		
new friends church	southern baptist church	uc hospital and holmes
family dollar t	a to z store	
family dollar	hooks	
family dollar	hooks	
Library	Family Dollar	Hooks Fish

avondale business center	family dollar	urban league
town center	maple tower	family dollar
home	100 store	
town center	zoo	all parks
phone store	city gear	luoromate
UC	Mcdonalds	UDF
A to Z		
Family Dollar	A to Z	
UC College	Laundry	Family and friends
A to Z store	auto zone	hair store
na	na	na
Family dollar	Laundry Mat	Store
Family dollar		
Store	Rent office	
Hersh Park	Fleshman Park	Restaurants
Matt Laundry	Grocery store	hair store, phone store
Family Dollar	Library	Phone store
Durton	Family Dollar	Church
grandkids	friends	post office
Park	store	Library
Family Dollar	Citi Gear	Citi Trend
Cincy trend	Family dollar	hair store
Family Dollars	AZ Pony Keg	
Urban League	ADC	South Avondale
hair store	city trends	hospital
Avondale Food Mart		
Mt. Calvary ECOGIC Church	Hirsch Center	Library
Walgreens		
Family dollar	City Gear	
Hirsch daycare	Cozyhome Childcare	Urban League
Fleichman Gardens	Redding Road	Forest Drive
Children's Hospital	Local restaurants	Local grocery stores
My job	The local Dollar store	
Starr market	Super laundry	Family dollar
Family dollar	Oak street health	Super Landry
Family Dollar	Super Laundry	
The Zoo	CCHMC	N/A
Home	Grandmas house	Tony's Store
Hirsch Recreation Center	Family Dollar	Avondale Development Center
Town Center	Laundry	Family Dollar
work	family	zoo
Avondale Business Center	Hirsch	Library
Avondale business center	UCMC	Childrens
The town center	The business center	Family dollar

Family Dollar		
Saint Bernard	UC hospital	The new gas station on Mitchell
Post office	Cincinnati zoo	
University hospital	Church	Post office
A friend on Harvey Ave	Pokémon Go Poke Stops/Gyms	Family Dollar
Botanical Garden		
Schools	Avondale town center	Library
North Avondale Montessori	Childrens ppc	UC health
Town center	restaurants	
Zoo	Childrens	Mom
Family dollar		
the library	DR. maddox chiropractor	
Family dollar		
city trend	town center	Family dollar
city trend	t mobil	bank
library	city trend	hooks
rallys	libray	
library	laundry mat	bank
Hirsch Recreation Center	Kroger	
First Unitarian Church		
Walgreens	Recreation Center	The bus stop
Post office		
The Community Room at TCB	The Library	Hirsch Rec Center
Post Office	PNC BANK	Laundromat
AVONDALE BUSINESS CENTER	SENIOR HOUSING	HIRSCH CENTER
I don't visit places out here	I don't visit places out here	I don't visit places out here
church		
Post Office	Avondale Business Center	Real estate homes for sale
Zoo	Library	Hirsch rec
Family Dollar		
Ritchies		
Family Dollar		
Childrens	North Avondale recreation center	Rockdale elementary
Family dollar	Corner store	
community center	Naavp	Urbsn League
Zoo & botenical gardens	Public library	KFC
Family Dollar	UC Medical Center	Zoo
Family Dollar	Food place	Metro PCS store
The Schools	Children's Hospitals	Churchs
Family dollar	Hooks	Super laundry
hirsch	urban league	parks
post office	UC medical center	Library
Urban League	South Avondale school	Family Dollar
Church	Work	Friends

N/A	N/A	N/A
Childrens Hospital	Avondale Business Center	Avondale Town Center
ADC	Avondale Town Center	Avondale Business Center
Family	Church	Parks
Parks	Zoo	Stores
Hirsh rec center	Peace Baptists summer reading program	SALT Ministries on Hutchins
Bar29	Walgreens	UCMC
Fleischmann Gardens	UCMC	
N/A	N/A	N/A
House of Worship	Family Dollar	Lincoln Statue
ADC office	TCB office	Bishop Tait Hub
Avondale Branch Library	Daycares (for Outreach)	South Avondale School
Fleischman Gardens	Library	Churches

Do you or any of your neighbors help each other out (getting mail, taking care of trash, watching each other's kids, mowing lawns, etc.)?

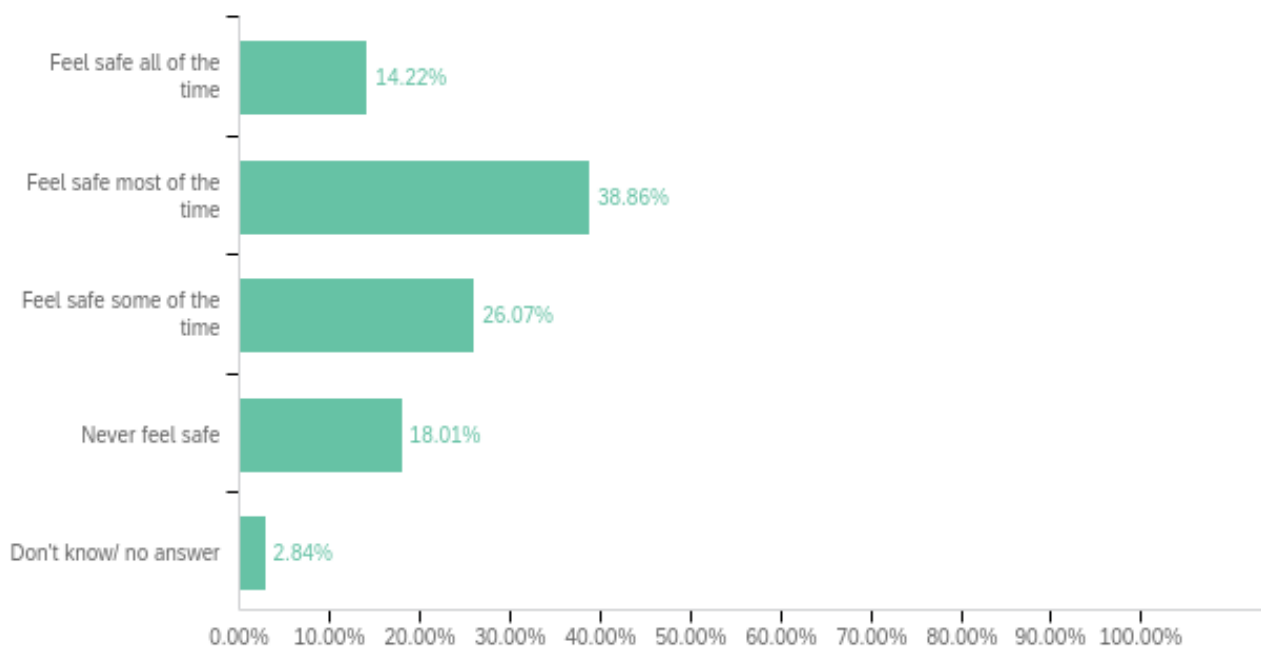


#	Answer	%	Count
1	All the time	21.13%	45
2	Frequently	24.88%	53
3	Sometimes (seldom)	27.23%	58
4	Never	16.43%	35
5	Don't know/ no answer	10.33%	22
	Total	100%	213

#	Question	I own a house in the Avondale		I rent an apartment or a house in the Avondale		I am currently living with friends or family in the Avondale		I work in the Avondale		I own a business in the Avondale		Total
5	Don't know/ no answer	8.70%	2	39.13%	9	0.00%	0	43.48%	10	8.70%	2	23
4	Never	10.00%	4	67.50%	27	5.00%	2	10.00%	4	2.50%	1	40
3	Sometimes (seldom)	26.98%	17	49.21%	31	6.35%	4	14.29%	9	0.00%	0	63
2	Frequently	16.67%	10	51.67%	31	3.33%	2	23.33%	14	3.33%	2	60
1	All the time	19.57%	9	52.17%	24	10.87%	5	15.22%	7	2.17%	1	46

#	Question	Less than 1 year		1 - 3 years		4 - 5 years		6 - 10 years		10 or more years		I don't live in the Avondale		Total
1	All the time	8.11%	3	21.62%	8	13.51%	5	16.22%	6	40.54%	15	0.00%	0	37
2	Frequently	4.65%	2	18.60%	8	18.60%	8	16.28%	7	39.53%	17	2.33%	1	43
3	Sometimes (seldom)	5.77%	3	13.46%	7	17.31%	9	11.54%	6	50.00%	26	1.92%	1	52
4	Never	5.71%	2	14.29%	5	14.29%	5	17.14%	6	45.71%	16	2.86%	1	35
5	Don't know/ no answer	0.00%	0	0.00%	0	20.00%	2	10.00%	1	50.00%	5	20.00%	2	10

How safe do you feel in your neighborhood?



#	Answer	%	Count
5	Don't know/ no answer	2.84%	6
4	Never feel safe	18.01%	38
3	Feel safe some of the time	26.07%	55
2	Feel safe most of the time	38.86%	82
1	Feel safe all of the time	14.22%	30
	Total	100%	211

#	Question	I own a house in the Avondale		I rent an apartment or a house in the Avondale		Total
1	Feel safe all of the time	29.41%	10	26.47%	9	34
2	Feel safe most of the time	20.22%	18	44.94%	40	89
3	Feel safe some of the time	20.00%	12	61.67%	37	60
4	Never feel safe	2.33%	1	74.42%	32	43
5	Don't know/ no answer	16.67%	1	50.00%	3	6

#	Question	Less than 1 year		1 - 3 years		4 - 5 years		6 - 10 years		10 or more years		I don't live in the Avondale		Total
1	Feel safe all of the time	13.64%	3	13.64%	3	13.64%	3	13.64%	3	40.91%	9	4.55%	1	22
2	Feel safe most of the time	4.76%	3	12.70%	8	14.29%	9	11.11%	7	53.97%	34	3.17%	2	63
3	Feel safe some of the time	3.92%	2	23.53%	12	21.57%	11	13.73%	7	33.33%	17	3.92%	2	51
4	Never feel safe	5.71%	2	14.29%	5	17.14%	6	20.00%	7	42.86%	15	0.00%	0	35
5	Don't know/ no answer	0.00%	0	0.00%	0	0.00%	0	25.00%	1	50.00%	2	25.00%	1	4

How can community organizations keep you better informed about events, meetings and neighborhood news?

Community meeting	door to door, facebook, news
through email	News
Its okay now	Gated community
Sending out flyers	news letters
by sending out flyers	radio, TV, advertisement, billboards
News letter	Emails, newsletters
Flyers	Just stay on it yall got it
post it on the board in our building	Events in the area, meetings for community involvement and knowledge
flyers, notices	Sending out weekly mail, letters
Send out news letters email upcoming activity	media
newsletters	Emails
Have meetings often	email
social media	community meetings
canvassing	Get police so us seniors is safe
New letters	Send out newsletters
neighborhood houses	surveys
News letters, flyers	post on social media
513-226-8738	social media and posters
having someone to walkin around and let everyone know whats going on	Kids need to stay in their place
Email, new paper	none
door to door	Police need to walk more
email	Signs
News papers	more newsletter
Flyers, maybe mail	come to senior building, fliers
mail me direct through mail system, postal service	senior building, fliers
newsletters	a friend
Come to the senior building	mail
posters	mail, flyer, senior building
posters/flyers	Together talking, planning things out
Call and knock doors	flyers and social media
put up more sign	avondale community council, soact
Email newsletter	newsletter
social media updates	newsletter
newsletters	news letter
phone or internet	Getting out in the community with the people, flyers, newsletters
Very much	flyers, emails, newsletters
Flyers	flyers community events, keep good relationships with neighbors
Local events with information	mail
Finding their way into our lobby and posting notices	

door to door
Posting flyers having info meetings
Email
IDK
Town meetings
Email
Not sure
Mail flyers, announce on the radio, email
texts and emails
Mailing info
Email
No type of communicatoin with events, on tv or otherwise
email, neighborhood postings
by mail
Pass out flyers
Make it safe
They come to see
Connect with community councils
be on the news, pass out flyers
This newsletter keeps me informed of what's going on in South Avondale area
Have on foot ,door,texting outreach covering all residence especially the isolated.
Better marketing to all residents, not being afraid of technology or social media.
Rise up and kick out absentee landlords
Ensure multiple avenues are leveraged so all are "in the know"
Mail newsletters to the community.
I don't see a lot of activities going much for the Seniors in Avondale. The parks in the neighborhood could be fully utilized by having music. Old School or Jazz comes to mind for the Seniors. We need better lighting on residential streets. The street I am on is like the country road with no lights. This is the part that makes me feel unsafe.
A text message even automated messages .
Emails and texts or a newsletter
Email newsletter.
Be transparent and honest
Try to have more of a presence in the community
Put more information on facebook
Mail and social media
Advertising, door to door
I think a monthly newsletter detailing happenings and events in the neighborhood would be great.
Mail flyers and going door to door
Implement cameras throughout the community/ clean up program
We need another light on our street I'm on a dead end Street and every time the zoo have something people drive on our

street to turn around and it's a no outlet Street it was a light out there it's just one in the street is not bright like it was
Advertisement on television like all the bad news about Avondale. Show pictures about the new housing in Avondale.
Local TV news; text messaging alerts
Email, text, physical mail, social media
Social media
Flyers
Social Media and Postal mailings
Media, Flyers
News letters
word of mouth
surveys
flyers
flyers
texting and word of mouth
Facebook page.
Send me the location dates and times
Facebook groups for the neighborhood
Emails mailings
Email and snail mail
IN PERSON MEETINGS, YARD SIGNS AND FRIENDLY PEOPLE
The news and citizens app inform me of some of what goes on out here
email or text updates mail updates
Feeling informed.via several news letters, ADC, ACC, CCHMC
News
There's more to Avondale than just the Reading Rd corridor. Talk about it.
No idea
Emails
Neighborhood Black parties
I am pretty wel connected and we'll informed
Email and Facebook are my choices!
Hold meetings in my building
Being able to know when events and meetings are going on.
PUBLIC MEETINGS
Using the Community Council and the Development Corporation. Also email announcements
Start attending more ACC meetings, and be more involved in the focus on Avondale.
Perhaps increase the number of email communications and send reminders and use public community forum calendars. Encourage neighbors, friends, etc. to share the information with others who don't use email or social media and offer them assistance if they are interested in attending meetings/events in-person.
Email, Flyers In Buildings
CommunityEvents and Social Media

Social Media and Community Engagement

Community organizations do a good job. Centralized information is very difficult.

Emails texts word of mouth

Emails, church announcements, flyers at the library, rec center, stores etc.

Social media

Stop making big announcements or promises without follow up. Zula's Restaurant is a prime example

Newsletters, email or an occasional visit from officials walking the block

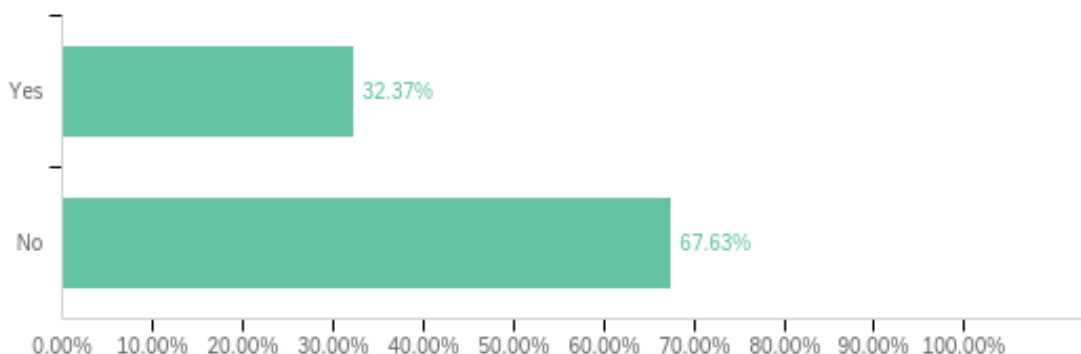
Develop authentic methods of reaching residents that go beyond the ineffective social media platforms

Im pretty connected withb the partners

Newsletters that highlight safety concerns, events, and businesses. Especially new and local business offerings that would have an impact on the community.

They do a really good job now

Are you facing any challenges with remaining in your current housing?



#	Answer	%	Count
5	No	67.63%	140
4	Yes	32.37%	67
	Total	100%	207

#	Question	I own a house in the Avondale		I rent an apartment or a house in the Avondale		Total
4	Yes	10.00%	7	71.43%	50	70
5	No	22.15%	35	42.41%	67	158

#	Question	Less than 1 year		1 - 3 years		4 - 5 years		6 - 10 years		10 or more years		Total
4	Yes	7.81%	5	17.19%	11	17.19%	11	7.81%	5	50.00%	32	64
5	No	3.74%	4	14.95%	16	14.02%	15	18.69%	20	42.99%	46	107

What specific challenges are you facing?

rent being raised
transportation to the grocery store
transportation to the grocery store
Paying high rent
no manager, no security, drug trafficking
No property manager, apts not hooked to intercom system
decreasing activity in management, repairs, house keeping
Bugs garbage
rent, electric
my landlord isnt a good landlord
CMHA poorly kept up
Too much change with resident managers @ Avon View-Wallick 3613 Reading
bats
Gettting need items without a car. busses dont accomodate weveryone and uber is too expensive
rats, mood and unsafe not livable
Not getting housing
affordable housing
Finding somewhere by myself
utilities
In need to move nothing being fixed
Higher floor
crowd of people
Not fixing unit
thier not fixing up
air conditioner
be on the look out of what is going on around me and outside and praying all about it
the XXX problem and the people who drink money

rent
food, housing
Theft of property, violence in area and outgrowing home.
High Rent & crime
Personal Safety
I was paying 750 50 in the rent went up twice I'm at 900 right now just trying to maintain the rent the gas electric and sharing a car one car is very hard I am a CNA I am a mental health worker work with psych patients
Jobs
City inspectors harassing residents.
Repairs
Trying to keep outside looking well. Need to get driveway done over and cut down bushes and weeds
The rent is too high in the area we live in
Income to pay bills
crime
bus route change
We be homeless again building not up to code
Loss of job
Need roofing work but can't afford to take out a loan
My housing office is behind on our recertification's and the crime is horrible; the actual housing is cheap and becoming unlivable
Increasing rent
Drug users keep trying to break in my car or steal parts
Raising two grandchildren need something bigger no doors on our mailboxes a few things need to be fixed in and around the building.
Now over crowded
When i moved in my unit my Duke was connected to the common area in our blds on blair ave. And i had to find out how to get it turned and i did but duke said they have rewired my unit. i have a high Duke Bill

What types of businesses would you like to see in Avondale's business district? Please select your top three.

Business 1	Business 2	Business 3
restaurants		
dollar general		
grocery	clothing	
grocery store	UDF	shoe store
restaurants	grocery store	gas station

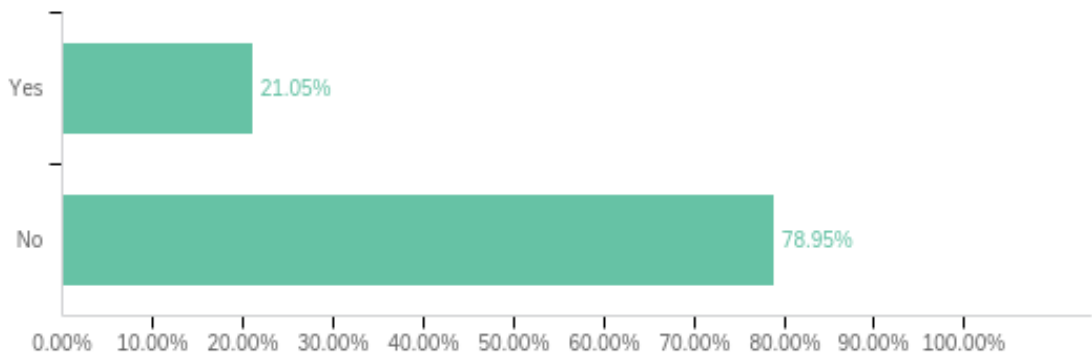
grocery store	restaurants	gas station
Kroger	UDf	Burger King
construction	grocery store	gas station
Grocery	market	
grocery store	clothing stores	bakery
Grocery store		
grocery store	grocery store	grocery store
Food store	bank	
black owned stores	black owned restaurants	kids center
grocery store	community financial institution	educational services
Food mart	real, health meat	
	Grocery store	
grocery store		
grocery store		
Grocery store		
Krogers	Dollar store	
krogers	burger king	
grocery store	meat market	
grocery store		
Grocery		
grocery	pharmacy	
Korger	IGA	Meijers
Grocery store	bank	recreation
Grocery store	restaurants	Pharmacy
Recreation center	Library	hair store
Hair salon	art classes	pantry
grocery		
Gas stations	stores	
fast food	camera	
Dry cleaners	more jobs	Grocery store
restaurants		
grocery stores	restaurants	gas station
grocery store		
jobs	black banks	
Food Mart		
social help center	more shopping stores	more food spots
Grocery	dollar store	bank
help	fun stuff	movements
Grocery Store	Pharmacy	Affordable housing
Grocery store	Hair Store	Restaurants
More Food Places		
Warehouse ie Amazon	green energy	supermarkets
Grocery store	park	Pharmacy
Food	Bank	

I dont know		
Food Store healthy		
yummy food places		
small businesses	restaurants	hair salons
grocery store		
grocery store		
Food Store (healthy)	check cash	rallys
grocery store		
check cash	burger king	fitness center
mini mart	dollar general	checks smart
	different restaurants	
grocery store		
Gro health food	put the a back	
Phone store	grocery store	
pizza subs and other restaurants	gas station	deli
Grocery	restaurant	walmart
Kroger grocery	beer and wine	
more stores	and a gas station	
More resources	Things for kids	and jobs
grocery store	skating rink	
grocery store	restaurants	pharmacy
grocery store	restaurant	bank
grocery store	training school for teens	restaurants
grocery store	bank	shoe store
kroger	bank	pharmacy
grocery		
grocery		
grocery store	drug store	bank
grocery fresh fruits, veg and meats	check cashiers	pharmacy
grocery store	food places	
grocery store	restaurant	
grocery store	restaurant	
food store	barber shops and hair salons	
grocery store	restaurant for dinning	bank
jobs	centers	better education
barber shop	food restaurant	
grocery store	restaurant	check cashing place
Lawn businesses		
Grocery store		
Goodwill	Kid's Center	Community Help
Store	Grocery	Food Place
Grocery		
Grocery store	teen center	check cashing

Pharmacy	Grocery store	
Food	Grocery store	Pharmacy for all
Nice restaurants	Somewhere nice for the kids	some more black artwork
Grocery stores		
Restaurants		
Grocery store	clothing store	Pharmacy
Grocery store		
Restaurants	Hall	Night clubs
Kroger	McDonalds	Walmart
Grocery store/Aldi		
Family life walk in centers	On foot check point; friendly policing	Income empowering
Grocery store	Nail salon	
coffee shop	fast casual food	grocery store
Arcade	Book store- Black owned, black authors	Haberdashery. I'm serious
More restaurants not just fast food	Smaller grocery stores vs. just the big Kroger	Shops that are small and owned locally
Grocery store	A safe dollar store	Satellite security/ police station
Grocery Store	Clothing (Black and White owned shops)	Viable Restaurants. (Vegan, non-vegan, a step up from fast food, not the finest, just a step up, church.. A little something for everyone)
Gas station	Grocery store	Family fun
Grocery store	Food places	More businesses
Post office	Grocery	
Coffee shop	Grocery store	Gas station
Restaurant	Lounge	Physical training center
Gym	Restaurant	Barber shop
Kroger	place to eat	walgreens
grocery store	gas station	restaurant
Grocery store	Movie theatre	Development center
Local grocery/market	Movie theater	Tutoring center
Dine in restaurant	Coffee shop	
Family	Community	
Another grocery store	A YMCA	The skating rink at The Old Firehouse on Rockdale
Grocery store	Job training place	Fitness center
Grocery	Farmer's market	Second hand store
Nutritious Groceries	Nutritious Restaurants	Financial Institutions
Restaurants	Clubs/Lounges	Grocery Stores
Grocery store	Restaurants	Vendor opportunities
Kid friendly activities	Take-out food places	
Coffee houses	Grocery Store	Health food store
Sit down restaurant	Aldi	Youth center
grocery store	roller rink	mall of some sort
Coffe shop/cafe	small general store	entertainment
grocery store		
temp jobs	nail shops	grocery stores

Grocery store	Dry cleaners	Some restaurants
grocery store	CVS	Payless
super market	mall	buffet restaurant
skating ring	youth training employment	bowling alley
Restaurants	Bars	Coffee Shop
Grocery store	Neighborhood watch	Activities in all parts
higher end grocery store	healthier food options	
Grocery	Coffee shop	Restaurant
Grocery store		
A Bank	A Gas Station	A Pharmacy
Groceries	Dining	Gas station
ADULT DAY CENTER	MOVIE THEATHER	CAR REPAIR SHOP
Fresh Market	Police precinct	A positive place for youth to dwell
coffee shop	restaurant	grocery
Black owned Bank	Black owned book store	Black owned restaurants/shops
Casual dining	Branch bank	Coffee shop
Grocery Store	Restaurant	
Restaurant	Grocery store	Drugstore
Grocery store	Sit in restaurant	A place like gaberils place
A police station	A grocery store	Restaurants
Grocery Store	Vegan Restaurant	Holistic Center
Full service Post Office	Fully stocked grocery	Casual dining
Fresh produce and grocery store	a bigger/more modern public librear	Wendy's
Grocery store	Movie theater	Fun things to do
ICE CREAM POLAR	LADIES CLOTHING	SEAFOOD RESTURANT
Sit down restaurant	Coffeehouse	
Grocery store	Kids clothing store	Eye glass center
Grocery Store	General Merchandise retailer (NOT Family Dollar, et.al.)	Specialty Shops Co-operative for small businesses. Similar to an Antique Mall model but personally managed by the business owner.
Grocery Store	Restaurant	
Healthy Eating	Small business development and Entrepreneurship Development	Banking
Restaurants	Grocery	Bank
Grocery Store	Dry Cleaners	Coffee shop
Grocery store	Pharmacy	Security
Bars	Restaurant	Gym
Coffee House	Restaurant	
Grocery store	Pharmacy	
Grocery Store	Family restaurants	Local bank
A grocery store	A plc like elements for youth	A Center for sef employed ppl an A plc where ppl in the communy can sale this like chef, blk business that will be able to do pop up shops
Grocery Stores	Local restaurants	Green spaces
Grocery store	Coffee shop	Restaurant

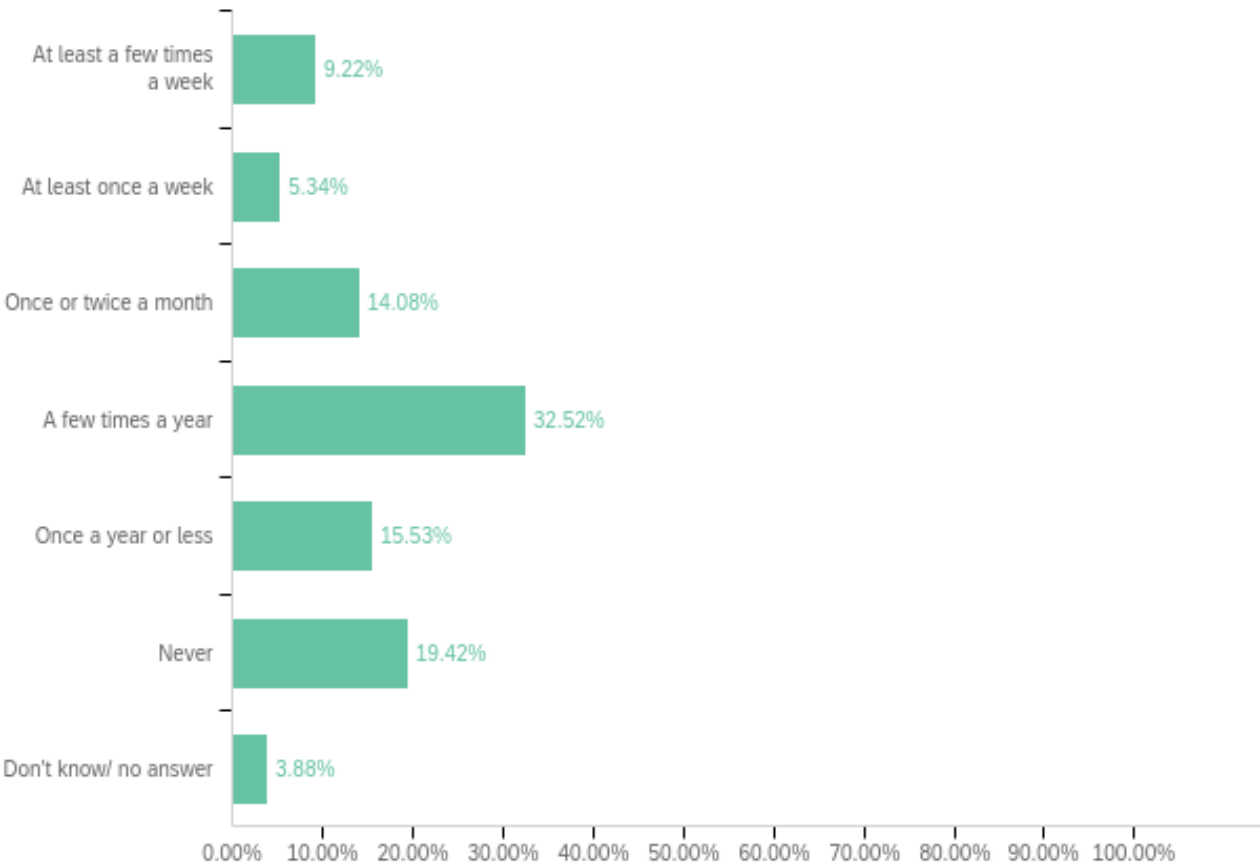
Are you familiar with the Avondale Quality of Life Plan?



If yes, which area or theme in the plan is most important to you?

Family first	Safety \ Addressing Violence
Housing income/jobs	INSITUATIONS ENGAGEMENT
affordable housing, fixed rates for renters, lower property tax for owner	housing
stores	housing
blair lofts	Housing
community involvement	Housing
the quality of life for seniors	COMMUNITY ENAGAEMENT
Sharing Success and Inclusion	Safe, clean walkable neighborhood
Shopping	Quality Housing
Housing	Healthy Avondale
Don't exist	Safty
Affordable housing	Safety, youth, housing
All	Housing an youth services an
Walk ability and safety	

How often do you participate in community events (public meeting, cleanup, parade, festival, volunteer, or other neighborhood event)?



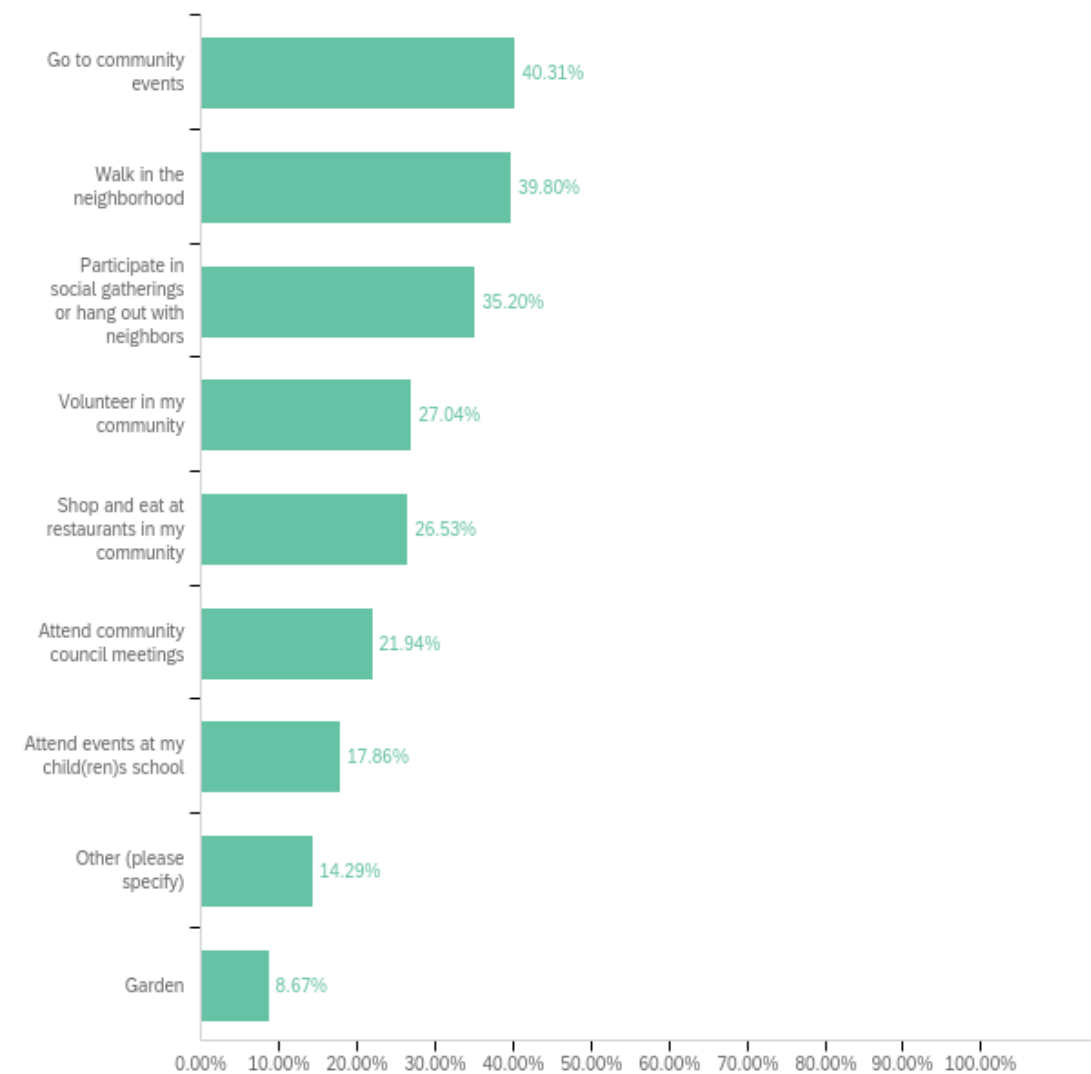
#	Answer	%	Count
3	Once or twice a month	14.08%	29
5	Once a year or less	15.53%	32
6	Never	19.42%	40
7	Don't know/ no answer	3.88%	8
2	At least once a week	5.34%	11
1	At least a few times a week	9.22%	19
4	A few times a year	32.52%	67
	Total	100%	206

#	Question	I own a house in the Avondale		I rent an apartment or a house in the Avondale		Total
1	At least a few times a week	12.50%	3	37.50%	9	24
2	At least once a week	36.36%	4	36.36%	4	11
3	Once or twice a month	18.18%	6	39.39%	13	33

4	A few times a year	19.44%	14	63.89%	46	72
5	Once a year or less	22.86%	8	42.86%	15	35
6	Never	14.29%	6	61.90%	26	42
7	Don't know/ no answer	0.00%	0	50.00%	4	8

#	Question	Less than 1 year		1 - 3 years		4 - 5 years		6 - 10 years		10 or more years		I don't live in the Avondale		Total
1	At least a few times a week	0.00%	0	14.29%	2	35.71%	5	7.14%	1	42.86%	6	0.00%	0	14
2	At least once a week	14.29%	1	14.29%	1	0.00%	0	28.57%	2	28.57%	2	14.29%	1	7
3	Once or twice a month	4.76%	1	9.52%	2	14.29%	3	14.29%	3	47.62%	10	9.52%	2	21
4	A few times a year	4.92%	3	9.84%	6	21.31%	13	9.84%	6	52.46%	32	1.64%	1	61
5	Once a year or less	7.69%	2	15.38%	4	3.85%	1	11.54%	3	53.85%	14	7.69%	2	26
6	Never	5.41%	2	29.73%	11	18.92%	7	24.32%	9	21.62%	8	0.00%	0	37
7	Don't know/ no answer	0.00%	0	25.00%	1	0.00%	0	25.00%	1	50.00%	2	0.00%	0	4

How do you get involved in your community? (Please select all that apply.)



#	Answer	%	Count
1	Go to community events	17.40%	79
2	Attend community council meetings	9.47%	43
3	Volunteer in my community	11.67%	53
4	Attend events at my child(ren)s school	7.71%	35
5	Shop and eat at restaurants in my community	11.45%	52
6	Garden	3.74%	17
7	Walk in the neighborhood	17.18%	78
8	Participate in social gatherings or hang out with neighbors	15.20%	69
9	Other (please specify)	6.17%	28
	Total	100%	454

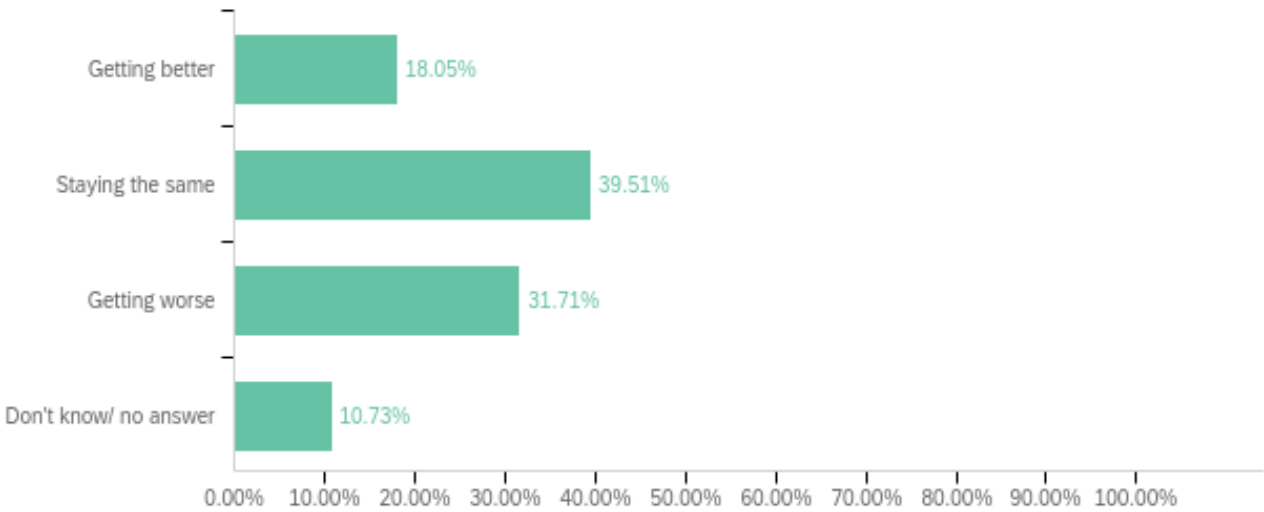
Q9_9_TEXT - Other (please specify)

Other (please specify) - Text	
Attend church in my community	visit parks
Work/family dollar	Church
advertisement/media	I would like to be notified if I don't have to move
walk a thon	None
nothing its dangerous	Support community events with supplies or resources
City meetings for Avondale	HEATHY HARVEST MOBILE MARKET
Whatever I can the church New Beginning church of the Living God Avondale	I don't... it's not safe
Emails sent via council and this Avondale insider emails	attend church
Check social media accounts	Work at the Library
Would love to be more involved	Support efforts that help families in the community.
	host events for the residents
	grass root boots on the ground

#	Question	I own a house in the Avondale		I rent an apartment or a house in the Avondale		Total
1	Go to community events	18.28%	17	41.94%	39	93
2	Attend community council meetings	25.93%	14	38.89%	21	54
3	Volunteer in my community	17.74%	11	40.32%	25	62
4	Attend events at my child(ren)s school	19.51%	8	48.78%	20	41
5	Shop and eat at restaurants in my community	13.33%	8	55.00%	33	60
6	Garden	42.86%	9	19.05%	4	21
7	Walk in the neighborhood	17.58%	16	46.15%	42	91
8	Participate in social gatherings or hang out with neighbors	18.75%	15	55.00%	44	80
9	Other (please specify)	19.35%	6	35.48%	11	31

#	Question	Less than 1 year		1 - 3 years		4 - 5 years		6 - 10 years		10 or more years		I don't live in the Avondale		Total
1	Go to community events	1.61%	1	6.45%	4	17.74%	11	11.29%	7	54.84%	34	8.06%	5	62
2	Attend community council meetings	5.71%	2	0.00%	0	14.29%	5	11.43%	4	60.00%	21	8.57%	3	35
3	Volunteer in my community	5.00%	2	15.00%	6	10.00%	4	15.00%	6	50.00%	20	5.00%	2	40
4	Attend events at my child(ren)s school	10.34%	3	10.34%	3	13.79%	4	20.69%	6	44.83%	13	0.00%	0	29
5	Shop and eat at restaurants in my community	6.82%	3	15.91%	7	11.36%	5	15.91%	7	47.73%	21	2.27%	1	44
6	Garden	0.00%	0	15.38%	2	15.38%	2	0.00%	0	69.23%	9	0.00%	0	13
7	Walk in the neighborhood	3.23%	2	11.29%	7	19.35%	12	14.52%	9	46.77%	29	4.84%	3	62
8	Participate in social gatherings or hang out with neighbors	1.61%	1	12.90%	8	16.13%	10	12.90%	8	53.23%	33	3.23%	2	62
9	Other (please specify)	11.11%	2	11.11%	2	22.22%	4	11.11%	2	33.33%	6	11.11%	2	18

All things considered, over the past 12 months would you say your street is getting better or getting worse?



#	All things considered, over the past 12 months would you say your street is getting better or getting worse?	Percentage
1	Getting better	18.05%
2	Staying the same	39.51%
3	Getting worse	31.71%
4	Don't know/ no answer	10.73%
	Total	205

#	Question	I own a house in the Avondale			I rent an apartment or a house in the Avondale			I work in the Avondale			Total
1	Getting better	35.71%	15		28.57%	12		23.81%	10		42
2	Staying the same	17.24%	15		57.47%	50		13.79%	12		87
3	Getting worse	11.27%	8		66.20%	47		14.08%	10		71
4	Don't know/ no answer	9.52%	2		38.10%	8		47.62%	10		21

#	Question	Less than 1 year		1 - 3 years		4 - 5 years		6 - 10 years		10 or more years		I don't live in the Avondale		Total
1	Getting better	3.33%	1	16.67%	5	20.00%	6	10.00%	3	46.67%	14	3.33%	1	30
2	Staying the same	9.72%	7	11.11%	8	20.83%	15	12.50%	9	43.06%	31	2.78%	2	72
3	Getting worse	1.72%	1	17.24%	10	13.79%	8	20.69%	12	41.38%	24	5.17%	3	58
4	Don't know/ no answer	10.00%	1	40.00%	4	0.00%	0	20.00%	2	30.00%	3	0.00%	0	10

How has the Covid-19 Pandemic affected you and your family?

slow things
illness, cant be with my family
Dont get together as much
not going out as much
not going out much
Change a lot things in my we dont get together
Family members has pasted away
Not being around people, isolation
life changed
stopping of the beechwood resident council meeting, no office manager
Spending time with family
Not best suited for gaherings
0%
my daughter had it
pandemic has not affected me at all
Employment
Yes
ok
lack of resources, safetyand depression, money and social life (none)
gas and stores
not at all
I stay in more
I wear masks always, my church wear mask, we take temps and use hand sanitizer
terrible
prices going up
Losing jobs
the pandemic has not affected my family
It was more harder for jobs
Everything going up in the stores
working longer hours
Closeness
A lot
very bad financially
None
Slowing up progress
The extra funds came in handy
Its hard to find help
mask, protective travels
It has made things hard
Everyone has lost their minds
Loss of income

In no way possible
None
n/a
financial reasons
very hardshiped
Yes, work family cant do what we used do. No late store open
Yes
Yes
some what
yes the whole family got covid
Hard on business
dont know
Terribly/life changing
couldnt be together as often
prices going up
sickness prices
not me
staying home, sitting outside on the porch on nice days
food prices
it dont affected my family
all most of the time getting better
2 death
it hastn
couldnt work, feeding my family, paying my bills
couldnt work, feeding my family, paying my bills
Loss of job, get rent paid, getting food
the fear of being in a large crowd
everything stopped, everyone afraid, no one thought about the people
Having to stay safe masked up. not being able to get out alot
It didnt
Yes
A lot
Yes
Employment
None
It has't, I'm still working having to pay bills as usual
it set us back
not at all
It made me retire
Economics
Bad
It hasn't affected my family. I still wear a mask when I'm out. No one in my family has ever had Covid.

Lost my 92yrs old mom,husband health suffered,adult son isolated himself from society.Incomesuffered tremiously.

Has not

It has been Hell. We all have PTSD. Kids failing and can't even read. We're completely gutted. In a word: Devastated.

People more inside and not going out as much so the much needed growth in business has slowed

Yes

Haven't been able to do as much . My children and me are more confined to the house

Lost my job , got sick got behind on my bills

We are at home more often.

Not that much

Affected our way of living

We have been sick

yes

No

Mom had it, dad uncle and brother passed away from it

My husband had covet twice he works in the hospital and thank God I was able to take care of him to make him well again because I had to work with covid patients and had the knowledge of working with them

How youthink

Sent me to the hospital, my children and grandchildren got it also but all is well.

Of course

It hasn't

Yes

Less Income

My daughter caught it but recovered well

Really?

cant see them like I want to

In a bad way

Hard

no comment

Became homeless had to live with my mother she became sick and passed away I did in home hospice care

N/a

Not much

ALOT

Two of the four members of my household have had Covid..

Limited visits and trips. Extra careful around each other. Staying healthy. Getting vaccinated and boosted.

Have become more of a homebody.

Not much

Much more drug activity on my street. As a result, too many cars racing down the street

No effect

Lost in income and lost some family members

Yes

many ways

It has not visited with us. We are fully vaccinate and boosted

My family is well and do not live in Cincinnati.

No able to come together as a group

A LOT

We have been able to manage

I graduated from Chatfield college a lot of our classes were on line and we could only have two people at our ceremony.

It didn't .

It has caused stress and neighborhood distancing

Stopped residential involvement and growth

A few cases nothing terminal.

We have stayed healthy!

Being able to flex my time and work from home.

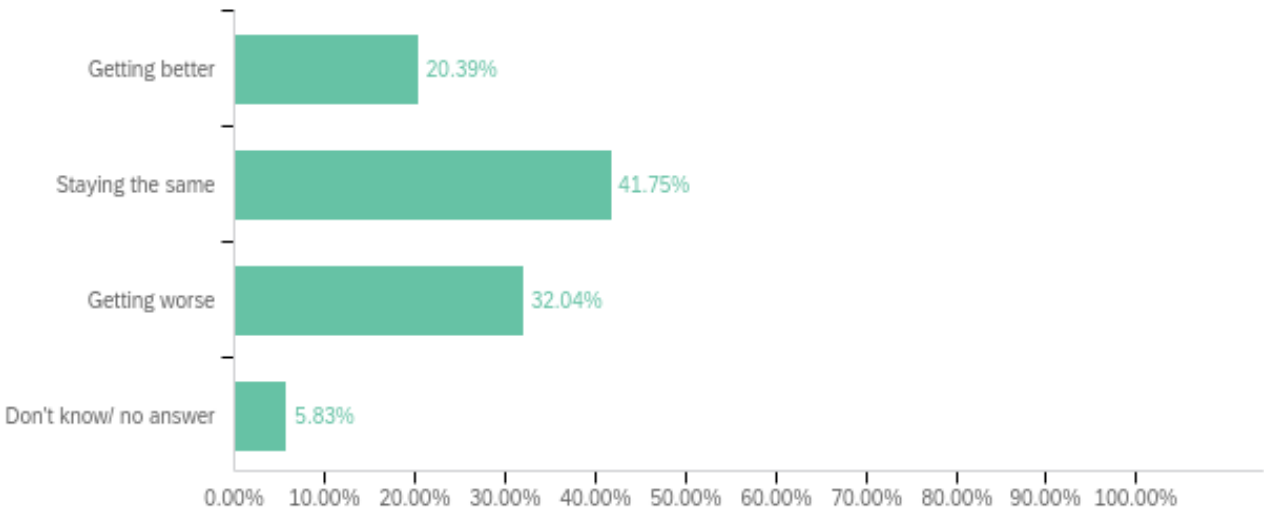
Like most limited ability to leave home

Still cautious....pandemic is not over

I have lost family members, an at one time I had it

Most of my family had COVID, I still suffer from long COVID symptoms which has greatly hindered my life and things I used to love to do. My partner's family lost members due to the disease. Multiple families at my workplace lost people as well.

All things considered, over the past 12 months would you say your neighborhood is getting better or worse?



#	Answer	%	Count
1	Getting better	20.39%	42
2	Staying the same	41.75%	86
3	Getting worse	32.04%	66
4	Don't know/ no answer	5.83%	12
	Total	100%	206

#	Question	I own a house in the Avondale		I rent an apartment or a house in the Avondale		I work in the Avondale		Total
1	Getting better	40.00%	18	28.89%	13	26.67%	12	45
2	Staying the same	17.89%	17	49.47%	47	18.95%	18	95
3	Getting worse	8.57%	6	71.43%	50	12.86%	9	70
4	Don't know/ no answer	0.00%	0	58.33%	7	25.00%	3	12

#	Question	Less than 1 year		1 - 3 years		4 - 5 years		6 - 10 years		10 or more years		Total
1	Getting better	6.25%	2	18.75%	6	18.75%	6	6.25%	2	46.88%	15	32
2	Staying the same	4.17%	3	15.28%	11	18.06%	13	16.67%	12	43.06%	31	72
3	Getting worse	5.08%	3	13.56%	8	16.95%	10	20.34%	12	38.98%	23	59
4	Don't know/ no answer	14.29%	1	28.57%	2	0.00%	0	0.00%	0	57.14%	4	7

Rate the following characteristics of your neighborhood on a scale from 1 to 5, with 5 being the best:

#	Question	Terrible (1)		Poor (2)		Average (3)		Good (4)		Excellent (5)		Total
1	Housing conditions or quality	15.43%	27	21.71%	38	49.14%	86	11.43%	20	2.29%	4	175
2	Access to affordable housing	18.29%	32	29.71%	52	34.86%	61	14.29%	25	2.86%	5	175
3	Access to good schools	11.11%	18	33.95%	55	30.25%	49	21.60%	35	3.09%	5	162
4	Opportunities outside of school for youth	22.56%	37	34.15%	56	26.22%	43	14.63%	24	2.44%	4	164
5	Access to health care	11.56%	20	17.34%	30	30.64%	53	34.10%	59	6.36%	11	173
6	Access to healthy food	34.29%	60	28.57%	50	17.14%	30	14.86%	26	5.14%	9	175
7	Access to public transportation	10.40%	18	10.40%	18	28.32%	49	29.48%	51	21.39%	37	173
8	Access to community centers, libraries, parks and other community uses	5.26%	9	13.45%	23	35.09%	60	30.99%	53	15.20%	26	171
9	Access to good employment opportunities in under one hour by bus or car	15.34%	25	25.77%	42	31.29%	51	15.34%	25	12.27%	20	163

What three things do you think need the most change to make your neighborhood great? (Please select only three.)

- Other Text Answers:
- affordable housing

All of the above

affordable homes

Mens group

Better access to better jobs

transportation, queen city metro took our bus route 46 avondale from us in avondale and gave it to winton terrace without our input

low housing to buy

Grocery

Elimination (or better accountability) of absentee (slum lords).

- Supermarket

Repair help

Investment in current homeowners that live in the neighborhood.

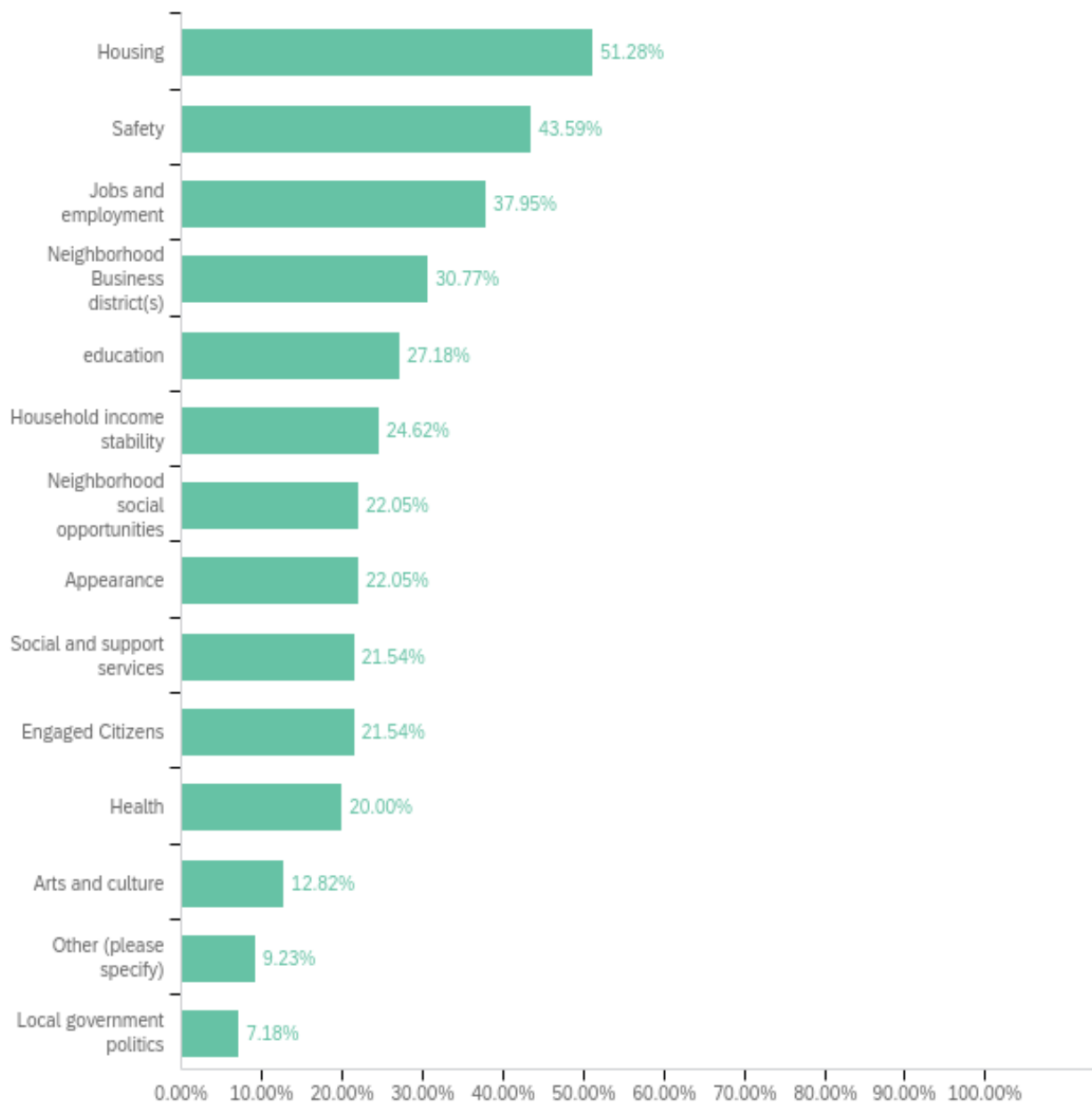
Neighborhood businesses

Re-organize ADC and stop allowing The Community Builders carte blanche access.

civic leadership

Grocery Store

Access to food



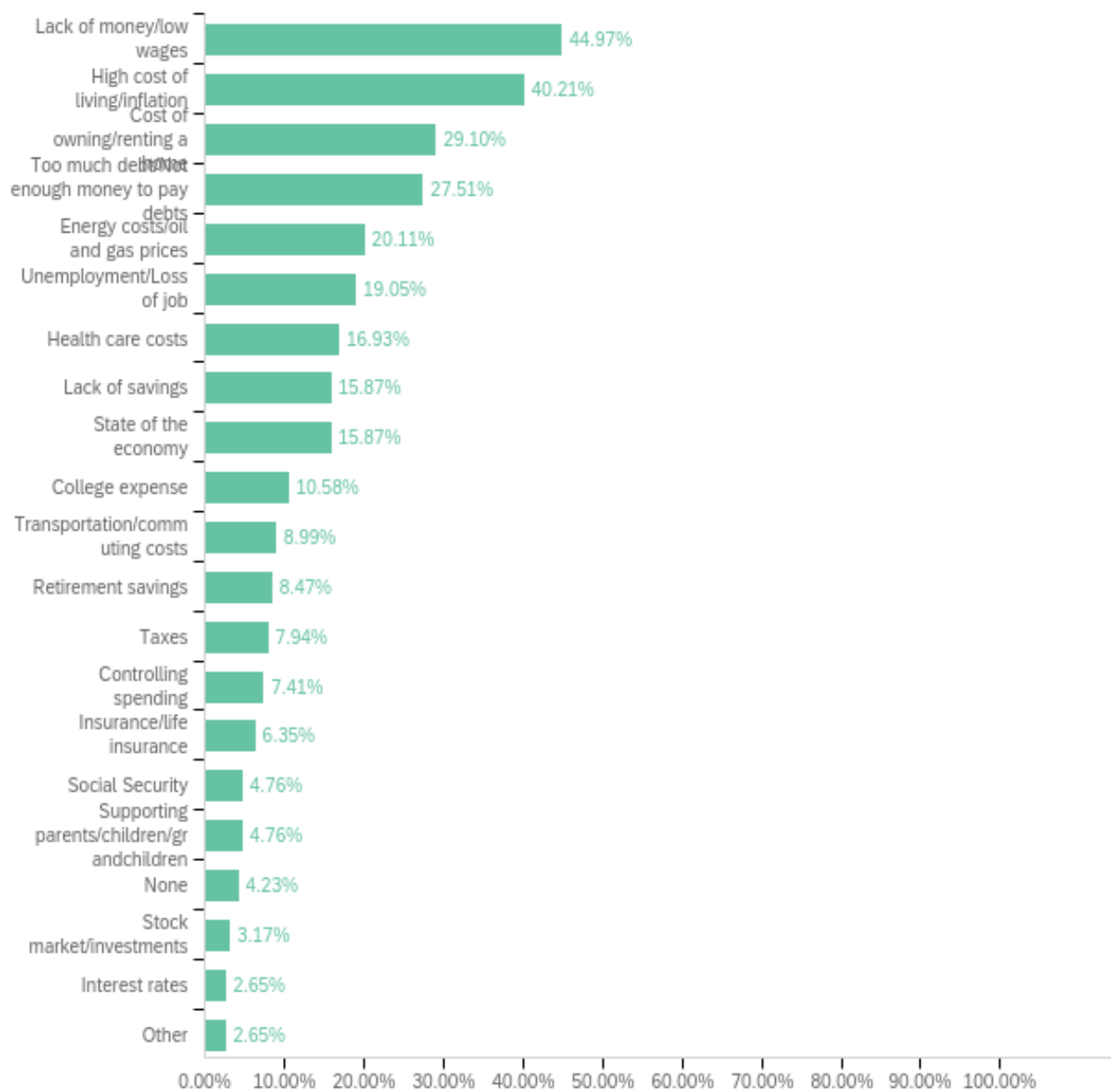
#	Question	I own a house in the Avondale		I rent an apartment or a house in the Avondale		I work in the Avondale		I own a business in the Avondale		Total
1	Neighborhood Business district(s)	28.36%	19	38.81%	26	17.91%	12	5.97%	4	67
2	Housing	15.60%	17	57.80%	63	17.43%	19	0.92%	1	109
3	Health	8.89%	4	55.56%	25	20.00%	9	4.44%	2	45
4	education	8.20%	5	54.10%	33	29.51%	18	3.28%	2	61
5	Jobs and employment	11.54%	9	56.41%	44	20.51%	16	0.00%	0	78
6	Household income stability	7.69%	4	55.77%	29	30.77%	16	0.00%	0	52
7	Social and support services	6.67%	3	71.11%	32	17.78%	8	2.22%	1	45
8	Engaged Citizens	21.28%	10	44.68%	21	19.15%	9	4.26%	2	47
9	Neighborhood social opportunities	16.67%	7	64.29%	27	9.52%	4	2.38%	1	42
10	Appearance	20.45%	9	56.82%	25	13.64%	6	0.00%	0	44
11	Arts and culture	14.29%	4	53.57%	15	21.43%	6	3.57%	1	28
12	Safety	14.77%	13	68.18%	60	12.50%	11	0.00%	0	88
13	Local government politics	14.29%	2	64.29%	9	21.43%	3	0.00%	0	14
14	Other (please specify)	21.05%	4	42.11%	8	31.58%	6	0.00%	0	19

#	Question	Less than 1 year		1 - 3 years		4 - 5 years		6 - 10 years		10 or more years		I don't live in the Avondale		Total
1	Neighborhood Business district(s)	4.08%	2	6.12%	3	16.33%	8	16.33%	8	51.02%	25	6.12%	3	49
2	Housing	4.60%	4	17.24%	15	19.54%	17	13.79%	12	40.23%	35	4.60%	4	87
3	Health	3.13%	1	15.63%	5	21.88%	7	12.50%	4	43.75%	14	3.13%	1	32
4	education	5.26%	2	7.89%	3	10.53%	4	18.42%	7	55.26%	21	2.63%	1	38
5	Jobs and employment	4.92%	3	16.39%	10	18.03%	11	16.39%	10	42.62%	26	1.64%	1	61
6	Household income stability	2.78%	1	19.44%	7	19.44%	7	11.11%	4	44.44%	16	2.78%	1	36
7	Social and support services	5.56%	2	16.67%	6	13.89%	5	22.22%	8	41.67%	15	0.00%	0	36
8	Engaged Citizens	5.71%	2	8.57%	3	11.43%	4	20.00%	7	45.71%	16	8.57%	3	35
9	Neighborhood social opportunities	10.81%	4	16.22%	6	8.11%	3	10.81%	4	54.05%	20	0.00%	0	37
10	Appearance	7.89%	3	13.16%	5	18.42%	7	10.53%	4	47.37%	18	2.63%	1	38
11	Arts and culture	0.00%	0	19.05%	4	9.52%	2	23.81%	5	42.86%	9	4.76%	1	21
12	Safety	6.58%	5	17.11%	13	14.47%	11	14.47%	11	44.74%	34	2.63%	2	76
13	Local government politics	0.00%	0	18.18%	2	0.00%	0	18.18%	2	63.64%	7	0.00%	0	11
14	Other (please specify)	7.69%	1	23.08%	3	15.38%	2	0.00%	0	46.15%	6	7.69%	1	13

Do you agree or disagree with the following statements:

#	Question	Strongly Disagree		Somewhat Disagree		Neither Agree nor Disagree		Somewhat Agree		Strongly Agree		Total
1	Community organizations keep me aware of what is going on in the community.	17.24%	30	21.26%	37	21.26%	37	26.44%	46	13.79%	24	174
2	People can depend on each other in my community.	17.92%	31	18.50%	32	29.48%	51	31.21%	54	2.89%	5	173
3	My neighborhood is a place that welcomes new people and new ideas.	18.50%	32	21.39%	37	28.90%	50	26.01%	45	5.20%	9	173
4	I feel safe in my community.	23.43%	41	21.71%	38	16.00%	28	27.43%	48	11.43%	20	175
5	The business district(s) in my neighborhood are welcoming and walkable.	22.99%	40	22.99%	40	29.31%	51	16.67%	29	8.05%	14	174
6	I visit my local business district(s) on a regular basis.	24.42%	42	20.35%	35	22.09%	38	21.51%	37	11.63%	20	172

Q31 - What are the top three financial problems facing your family today? (Please select only three.)



TEXT - Other

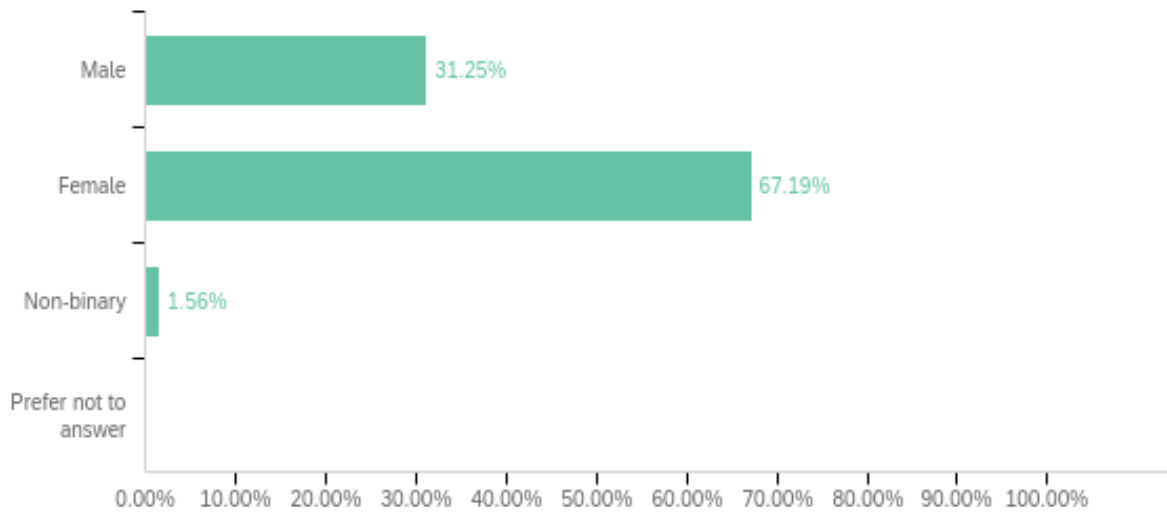
- affordable housing
- None
- Have to travel outside of the neighborhood for basic needs.
- Finding quality housing to accommodate growing family
- education expenses

#	Question	Less than \$10,000	Total
1	Lack of money/low wages	33.75%	80
4	Health care costs	56.67%	30
5	Too much debt/Not enough money to pay debts	32.00%	50
6	College expense	33.33%	18
7	Cost of owning/renting a home	28.85%	52
8	High cost of living/inflation	37.84%	74
9	Taxes	28.57%	14
10	Retirement savings	25.00%	16
11	Unemployment/Loss of job	50.00%	34
12	Insurance/life insurance	36.36%	11
13	Lack of savings	20.00%	30
14	Stock market/investments	66.67%	6
15	Energy costs/oil and gas prices	24.32%	37
16	Social Security	50.00%	8
17	State of the economy	33.33%	30
18	Transportation/commuting costs	58.82%	17
19	Supporting parents/children/grandchildren	44.44%	9
20	Interest rates	50.00%	4
21	Controlling spending	21.43%	14
22	Other	0.00%	4
23	None	14.29%	7

#	Question	I own a house in the Avondale		I rent an apartment or a house in the Avondale		I work in the Avondale		I own a business in the Avondale		Total
1	Lack of money/low wages	8.89%	8	58.89%	53	17.78%	16	2.22%	2	90
4	Health care costs	16.67%	6	52.78%	19	19.44%	7	5.56%	2	36
5	Too much debt/Not enough money to pay debts	8.93%	5	58.93%	33	19.64%	11	3.57%	2	56
6	College expense	23.81%	5	38.10%	8	23.81%	5	4.76%	1	21
7	Cost of owning/renting a home	11.67%	7	48.33%	29	28.33%	17	5.00%	3	60
8	High cost of living/inflation	14.81%	12	64.20%	52	17.28%	14	1.23%	1	81
9	Taxes	37.50%	6	25.00%	4	25.00%	4	0.00%	0	16
10	Retirement savings	11.76%	2	58.82%	10	17.65%	3	0.00%	0	17
11	Unemployment/Loss of job	5.26%	2	63.16%	24	13.16%	5	2.63%	1	38
12	Insurance/life insurance	8.33%	1	66.67%	8	8.33%	1	0.00%	0	12
13	Lack of savings	13.33%	4	70.00%	21	16.67%	5	0.00%	0	30
14	Stock market/investments	14.29%	1	42.86%	3	28.57%	2	0.00%	0	7
15	Energy costs/oil and gas prices	14.29%	6	52.38%	22	21.43%	9	4.76%	2	42
16	Social Security	27.27%	3	36.36%	4	18.18%	2	18.18%	2	11
17	State of the economy	12.12%	4	63.64%	21	18.18%	6	0.00%	0	33
18	Transportation/commuting costs	10.53%	2	63.16%	12	26.32%	5	0.00%	0	19

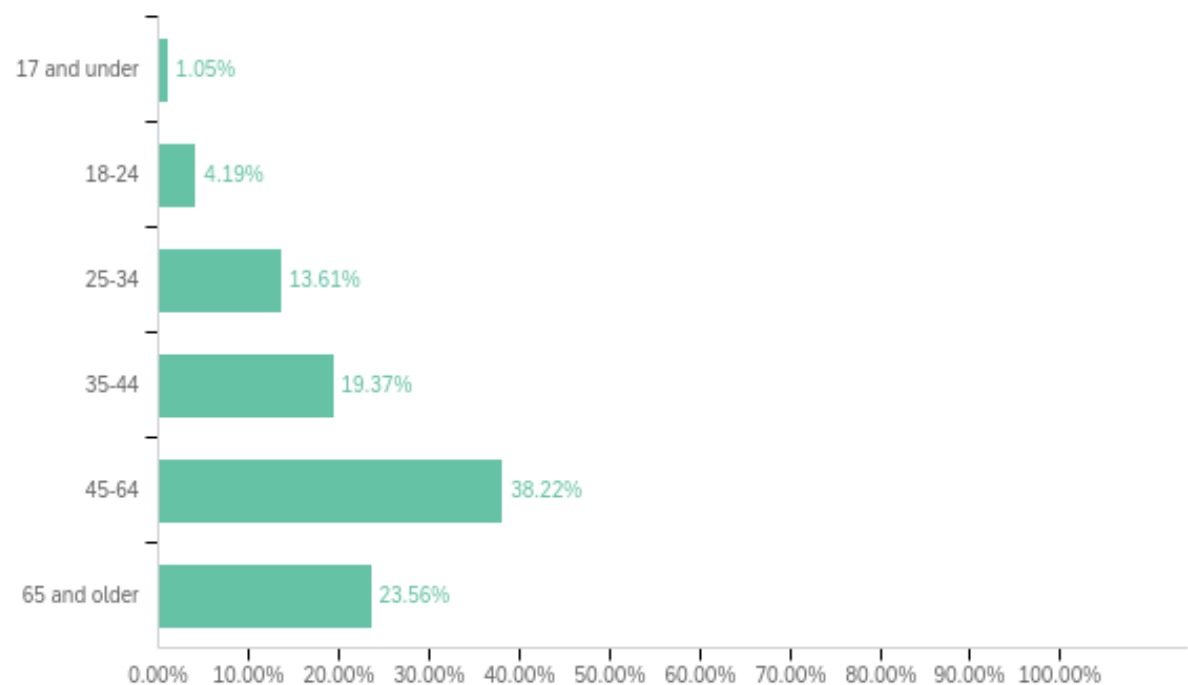
19	Supporting parents/children/grandchildren	9.09%	1	72.73%	8	18.18%	2	0.00%	0	11
20	Interest rates	50.00%	3	16.67%	1	33.33%	2	0.00%	0	6
21	Controlling spending	20.00%	3	66.67%	10	13.33%	2	0.00%	0	15
22	Other	40.00%	2	20.00%	1	40.00%	2	0.00%	0	5
23	None	55.56%	5	22.22%	2	22.22%	2	0.00%	0	9

What is your gender?



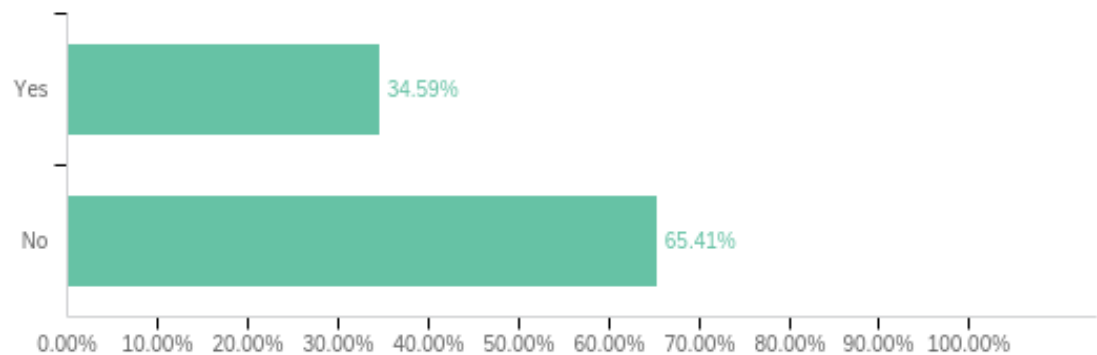
#	Answer	%	Count
1	Male	31.25%	60
2	Female	67.19%	129
3	Non-binary	1.56%	3
4	Prefer not to answer	0.00%	0
	Total	100%	192

Which category below includes your age?



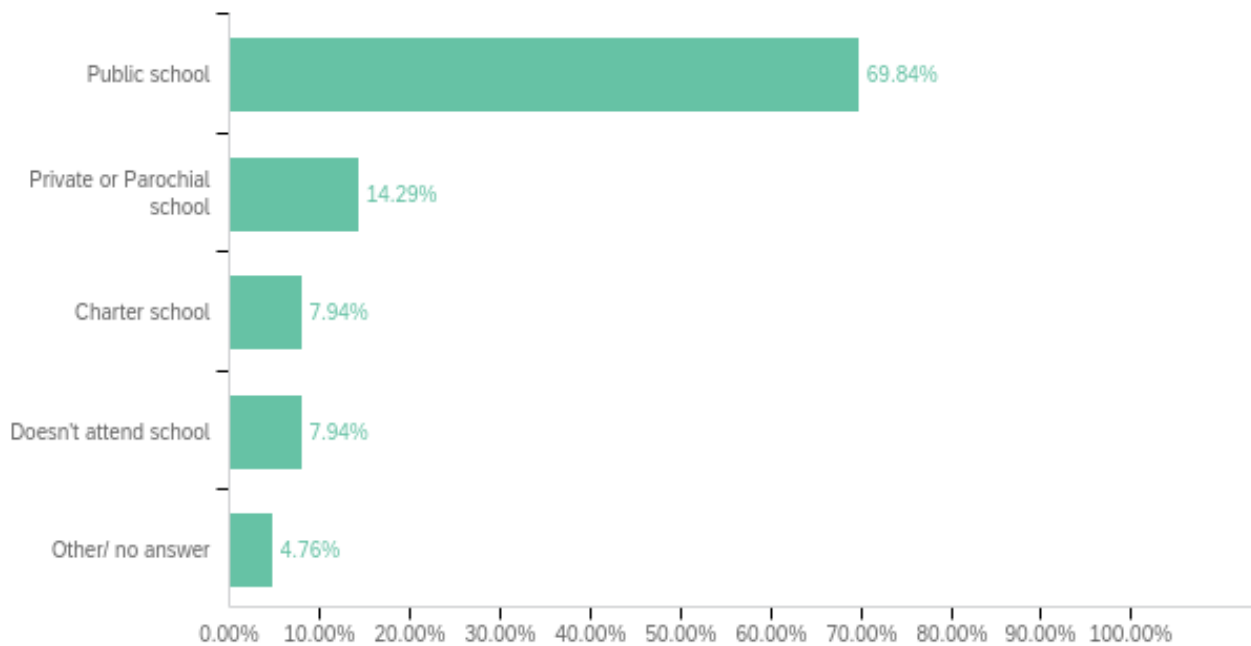
#	Answer	%	Count
1	17 and under	1.05%	2
2	18-24	4.19%	8
3	25-34	13.61%	26
4	35-44	19.37%	37
5	45-64	38.22%	73
6	65 and older	23.56%	45
	Total	100%	191

Are there children under the age of 18 years old that live in your house?



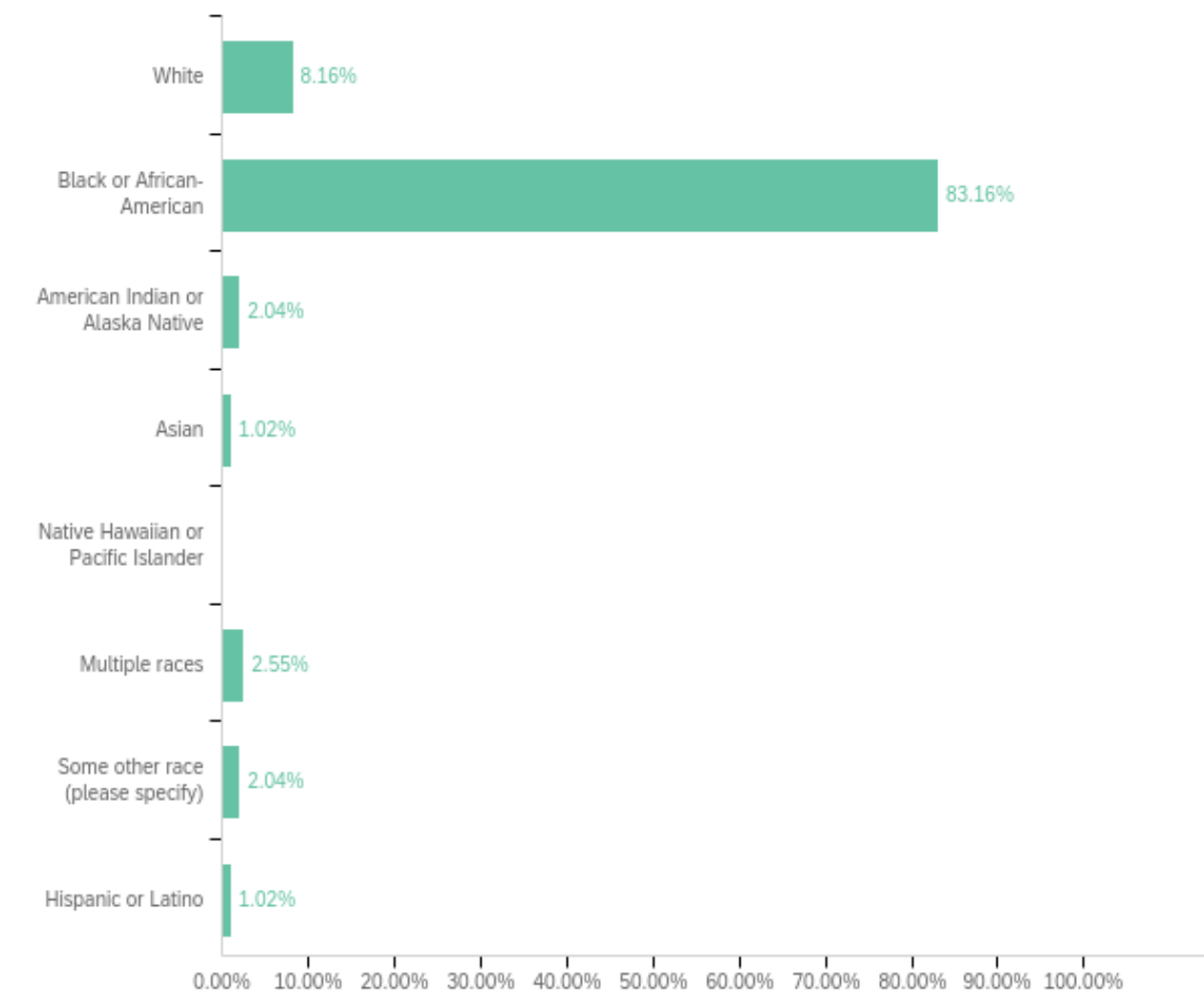
#	Answer	%	Count
1	Yes	34.59%	64
2	No	65.41%	121
	Total	100%	185

What kind of school(s) do the children attend? (Please select all that apply.)



#	Answer	%	Count
1	Public school	66.67%	44
2	Private or Parochial school	13.64%	9
5	Other/ no answer	4.55%	3
4	Doesn't attend school	7.58%	5
3	Charter school	7.58%	5
	Total	100%	66

Which best describes your race or ethnicity? (Check all that apply.)



#	Answer	%	Count
1	White	8.16%	16
7	Some other race (please specify)	2.04%	4
5	Native Hawaiian or Pacific Islander	0.00%	0
6	Multiple races	2.55%	5
8	Hispanic or Latino	1.02%	2
2	Black or African- American	83.16%	163
4	Asian	1.02%	2
3	American Indian or Alaska Native	2.04%	4
	Total	100%	196

TEXT - Some other race (please specify)

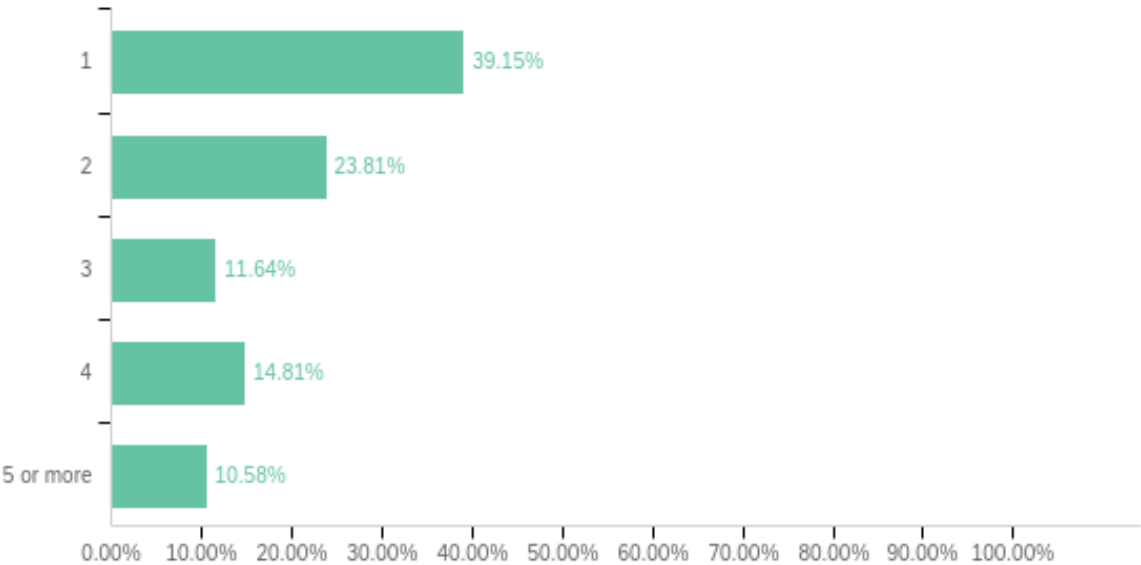
Some other race (please specify) - Text

Hebrew Isrealite

Human

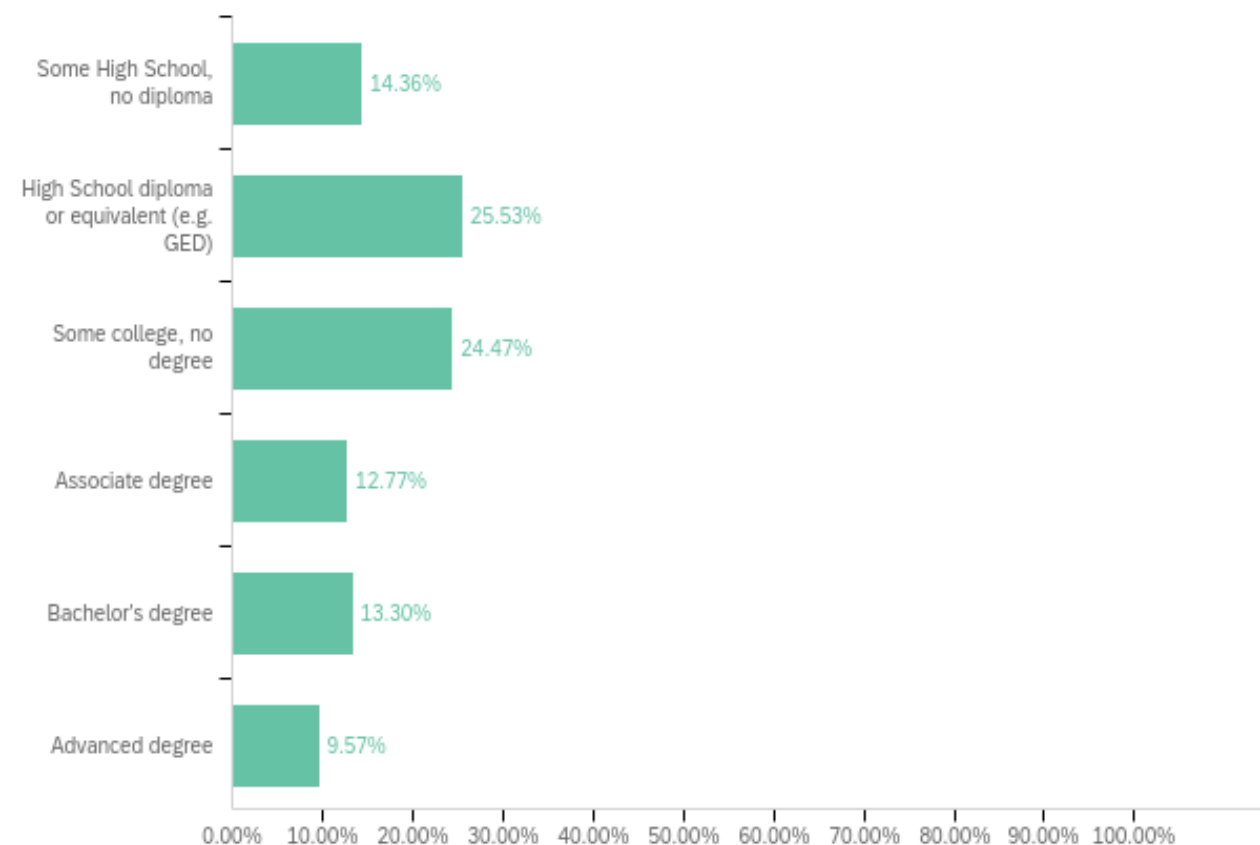
Aboriginal

Including you, how many people live in your household?



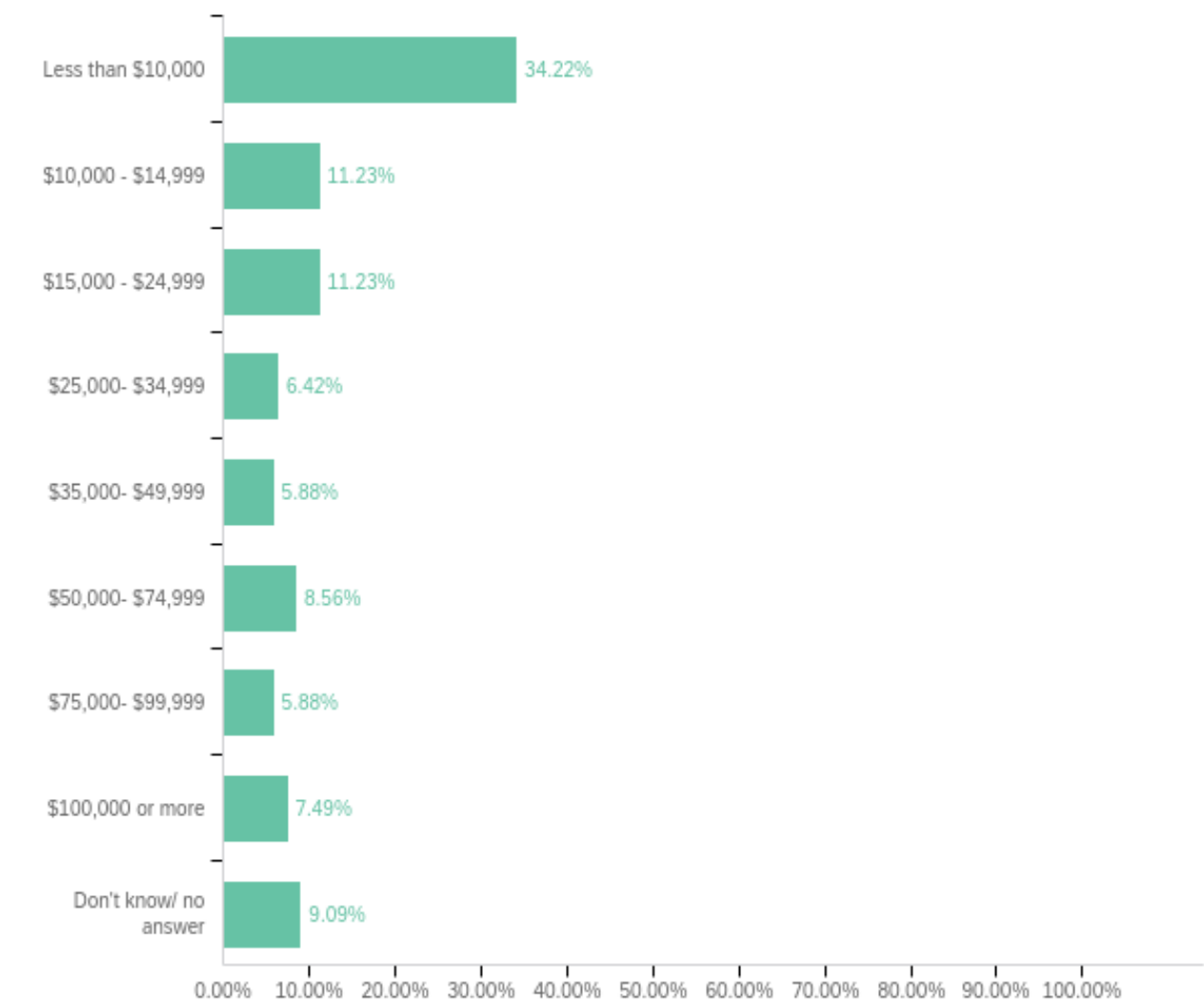
#	Answer	%	Count
5	5 or more	10.58%	20
4	4	14.81%	28
3	3	11.64%	22
2	2	23.81%	45
1	1	39.15%	74
	Total	100%	189

What is your highest level of education completed?



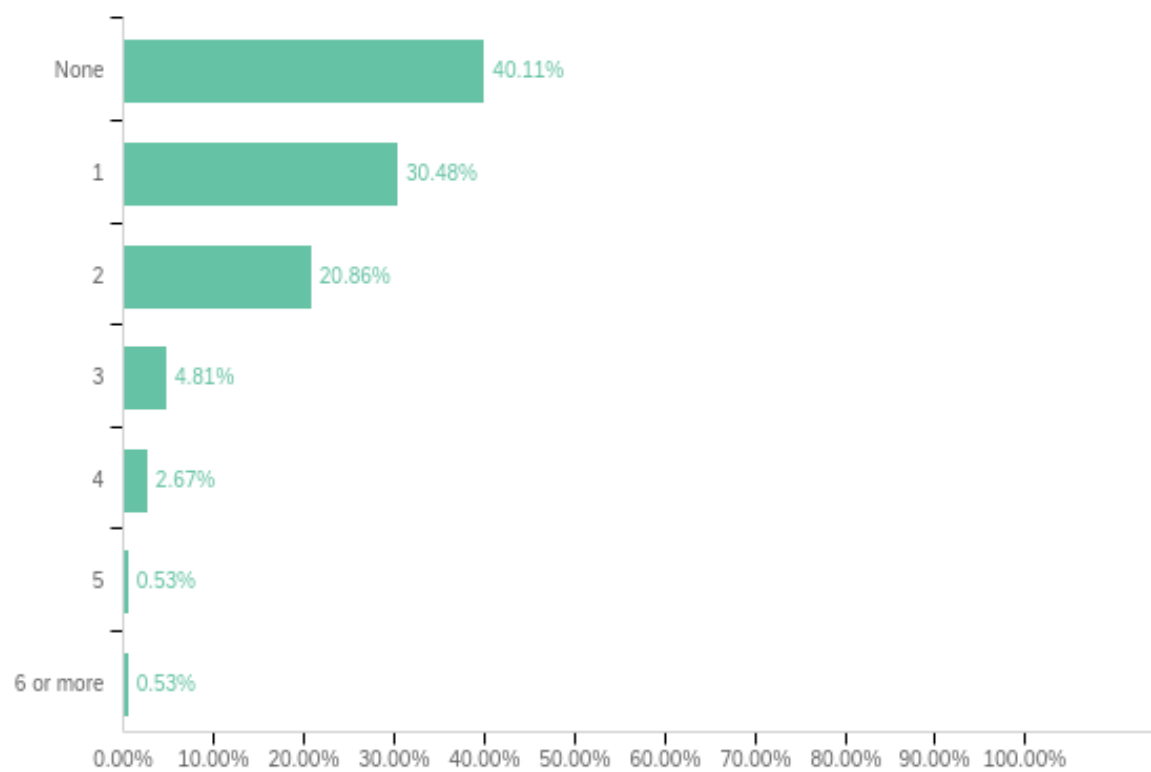
#	Answer	%	Count
3	Some college, no degree	24.47%	46
1	Some High School, no diploma	14.36%	27
2	High School diploma or equivalent (e.g. GED)	25.53%	48
5	Bachelor's degree	13.30%	25
4	Associate degree	12.77%	24
6	Advanced degree	9.57%	18
	Total	100%	188

What is the total annual income of your entire household?



#	Answer	%	Count
8	\$100,000 or more	7.49%	14
1	Less than \$10,000	34.22%	64
9	Don't know/ no answer	9.09%	17
7	\$75,000- \$99,999	5.88%	11
6	\$50,000- \$74,999	8.56%	16
5	\$35,000- \$49,999	5.88%	11
4	\$25,000- \$34,999	6.42%	12
3	\$15,000 - \$24,999	11.23%	21
2	\$10,000 - \$14,999	11.23%	21
	Total	100%	187

How many automobiles, vans, and trucks are kept at your home for use by members of your household?



#	Answer	%	Count
7	6 or more	0.53%	1
1	None	40.11%	75
6	5	0.53%	1
5	4	2.67%	5
4	3	4.81%	9
3	2	20.86%	39
2	1	30.48%	57
	Total	100%	187